

Pre-K Explorers

Plants and Trees

Teacher Pre Trip Letter

You will be visiting Blandy Experimental Farm and the State Arboretum of Virginia with your students for the Pre-K Explorers program. You will find a pre-program activity sheet in the attached PDF. Please review the leaf shapes with your students prior to your visit. To aid your students in remembering these new shapes, we advise you to have them trace the letters while learning the shapes.






Once you arrive at Blandy Farm, we will begin the program with a poem about a tree. Our “tree” is toddler height and the students will sit around it. While at the tree each student will receive an item to place on the tree as the words are read from the poem. After our poem, we will then look at our tree together and notice the diversity of creatures that live on a tree. On our outdoor hike we will look for the leaves shaped like the ones in the pre-program activity. We will then bring our leaves back to the classroom and make leaf rubbings and a laminated place mat. After your field trip, you can use the attached post-program activity sheet to further enhance your students’ experiences at Blandy.

Thank you for the opportunity to work with you and your children. We look forward to your visit!

The Education Staff at the State Arboretum of Virginia

Tree Leaf Shapes

Pre-program activity. Trace the letters that spell the shape.



Tree Leaf Identification

Post-program activity. Trace the letters that spell the name of the leaf.



GUM



GINKGO



REDBUD



MAPLE



Copyright 2008
PreK-12 Programs at Blandy Experimental Farm
The State Arboretum of Virginia
www.virginia.edu/blandy

