

# HUMAN SERVICES INVESTMENTS

---

FOR THE CITY OF CHARLOTTESVILLE AND  
ALBEMARLE COUNTY  
FY 2004-2005

PREPARED BY THE  
CHARLOTTESVILLE/ALBEMARLE COMMISSION ON  
CHILDREN AND FAMILIES  
JULY 2006

## PROJECT ADVISORY BOARD

Leslie Beuregard, Budget Manager, City of Charlottesville

Gretchen Ellis, Director, Charlottesville/Albemarle Commission on Children and Families

Dr. Ruth Hanft, Adjunct Professor, James Madison University

Leonard Lohman, Chief Financial Officer, Jefferson Area Board on Aging

Michael Murphy, Director, Community Attention, City of Charlottesville

Dr. Steven Stern, Merrill Bankard Professor of Economics, University of Virginia

Roxanne White, Assistant County Executive, Albemarle County

## PROJECT STAFF

Research Director: Dr. Steven Stern

Project Coordinator: Jenny Dietzel

Project Researchers: Jose Fernandez and Danielle Sewell



*This report is dedicated to Linda Peacock,  
former Assistant City Manager, City of Charlottesville*



© 2006 Charlottesville/Albemarle Commission on Children and Families. All information contained within the report may be used freely provided a copy of the publication in which it is used is forwarded to the address below and the source of the information is cited. All information is believed to be accurate as of the publication date. Comments should be directed to Gretchen Ellis, Director, Charlottesville/Albemarle Commission on Children and Families, 1600 Fifth Street, Charlottesville, Virginia, 22902. 434-872-4545. [www.ccfinfo.org](http://www.ccfinfo.org)

# HUMAN SERVICES INVESTMENTS

FOR THE CITY OF CHARLOTTESVILLE AND ALBEMARLE COUNTY  
FY 2004-2005

---

## TABLE OF CONTENTS

---

<b>INTRODUCTION .....</b>	<b>1</b>
<b>METHODOLOGY .....</b>	<b>2</b>
<b>FINDINGS</b>	
<b>Total Investment by Funding Source .....</b>	<b>4</b>
<b>Total Investment by Category .....</b>	<b>6</b>
<b>Total Investment by Local Government .....</b>	<b>7</b>
<b>Investments by Category, Subcategory and Program .....</b>	<b>9</b>
<b>Early Childhood Development</b>	
<b>Youth Development</b>	
<b>Housing Assistance</b>	
<b>Transportation Assistance</b>	
<b>Community Education and Recreation</b>	
<b>Family and Community Safety</b>	
<b>Health Care</b>	
<b>Mental Health, Mental Retardation and Substance Abuse</b>	
<b>Senior Services</b>	
<b>Financial Assistance</b>	
<b>RECOMMENDED FUTURE RESEARCH AND ANALYSIS .....</b>	<b>26</b>
<b>APPENDICES .....</b>	<b>27</b>

---

# INTRODUCTION

---

In local government, leaders annually make decisions about funding for human service programs on a program-by-program, department-by-department basis. Because the local government human service funding streams are complex and go to a host of public agencies, non-profit organizations and private providers, there is no one place where this investment portfolio, representing the entirety of human service investments, can be found. For example, available budget documents do not indicate the total local funds going to prevent substance abuse, decrease the achievement gap, keep children in safe homes, or place families in subsidized housing in a given year. Existing budget documents generally do not include a regional analysis of the amount of additional federal, state and private dollars that local human service departments and agencies receive and often leverage by securing local government contributions as a match.

Given funding limitations and the compelling human service needs evident throughout the community, decision-makers need an accurate portrait of the community's human service investments. This "map" is a necessary tool to understand the extent of non-profit and public investments, match community investments with community needs, and align future investment dollars where they are most needed, most apt to leverage additional funds, and are proven to make the most difference in residents' lives.

This report presents findings of research on the human services investments in the Charlottesville/Albemarle community. It includes:

- A presentation of funds organized by focus areas (categories) and sources of funding;
- A template recording all financial data that can be updated on an annual basis;
- Recommendations for further research and analysis on human services investment data.

In addition to this report, a companion Executive Summary and the template recording financial data are available from the Charlottesville/Albemarle Commission on Children and Families website, [www.ccfinfo.org](http://www.ccfinfo.org). The financial data template is in Excel format and can be downloaded.

It is hoped that this information will provide elected and appointed local government leaders comprehensive information on human services funding; and, will provide local private donors information to make allocation and investment decisions. The next phase of local human services research will align needs with funding to establish community priorities.

This project is the result of a dynamic collaboration between the University of Virginia and the Charlottesville/Albemarle Commission on Children and Families. Steven Stern, Merrill Bankard Professor of Economics, was the Research Director and provided guidance and rigor for the project. The University's Double Hoo Fund provided stipends to two student research assistants. Economics Department doctoral student, Jose Fernandez, gathered and analyzed financial data. Recent Foreign Affairs Department graduate, Danielle Sewell, co-wrote and formatted the Executive Summary and compiled several appendices. Both students found the project to be an excellent learning experience. The project could not have been completed without the financial and research support of the University.

---

## METHODOLOGY

---

To develop this portfolio of human services investments, the Charlottesville/Albemarle Commission on Children and Families (CCF) obtained a research grant from a private donor and research assistance from the University of Virginia (UVA). With this assistance, a research team was formed which included a project coordinator, two UVA student research assistants, a UVA faculty advisor, and the Director of CCF. This team was tasked with collecting financial data and analyzing the results in light of documented community needs, developing a template for collecting the data that could be updated easily, and preparing a final report of its findings. An advisory committee of experts in the field of human services was also formed to help advise and guide this research (see Appendix A for a list of research team and advisory committee members).

Information was collected from human services organizations by visiting with the appropriate program directors. Fiscal year (FY) 2004-05 was chosen as the time frame to collect information because of the availability of reliable and audited data for most organizations. Where audited fiscal data was available, this is what was used for analysis. If audited data was not available, budgeted fiscal information was used. In almost all cases, program directors assured us that data on budgeted funds and on audited funds were almost identical.

Only organizations with programs and services which receive at least some funding from government sources were contacted. This rule was adopted to narrow the scope of the project. It was found early in the project that obtaining information on all human services in the community was going to be a large undertaking. Therefore, totally privately funded organizations, programs and services are not included in this report. However, when an organization that receives government funding also receives private funding, information on the private funding is included.

There were several programs that receive government funding that were not included in the report. Human services investments made by University of Virginia and other higher education organizations are not included. This is due to the fact that this information was too large and difficult to obtain and analyze given the scope of this project. In addition, funding for public schools from Kindergarten through Twelfth grade (K-12) is included only in the discussion of total investment by funding source. Analysis of K-12 funding by category and sources of funding can be found in the individual school budgets for Albemarle County and the City of Charlottesville.

Human Services were defined as those services provided to individuals or families experiencing difficulty in meeting their basic human needs for food, shelter, maintenance of income, and health care; for support during personal or family crisis; and for assistance in gaining access to available transportation, education and recreation services. It also includes services to the mentally disabled and persons with mental health or substance abuse problems.

A questionnaire (see Appendix B) was developed to collect the data. Data were collected by agency, by program, and by funding source. The funding sources were: City, County, State, Federal, Private, Other, and Fees. The following is a description of these funding source categories:

- City = City of Charlottesville budgeted general revenue funds.
- County = Albemarle County budgeted general revenue funds.
- State = Funds originating from the State of Virginia.
- Federal = Funds originating from the Federal government. An exception to this is the Medicaid program, which is listed solely in the State funding column in the Mental Health, Mental Disabilities and Substance Abuse category.
- Private = Non-public funds collected by the agency to be used within the Charlottesville/Albemarle community.
- Other = Miscellaneous funds that do not fit into the other categories. These funds include such items as interest income, roll-over funds, etc.
- Fees = Funds received from end-users (beneficiaries) of program services.

Information on State and Federal matching requirements was also collected on each program. It was hoped by collecting this data that the ability of local programs to leverage additional State and Federal dollars could be analyzed. It was discovered, however, that there was little ability of any program discussed in the report to leverage additional State and Federal dollars. Therefore, this information is not included in this report. It was found that there are programs where the State or Federal government mandates that the City or County provide services and match any grant funds received. An analysis of the effects of these mandates on local government budgeting was beyond the scope of this project, but it is recommended that this be studied further.

Once the information was collected, it was placed into an Excel spreadsheet by category, subcategory, organization and program. Separate spreadsheets for funding information and age and clientele information were developed. Spreadsheets with funding data can be found in Appendix D and on the CCF website.

Information on age of beneficiaries was requested for each program but was not always available. The data also were not always available in consistent age brackets which could be aggregated across categories. Because of this, estimates for age distribution were made for some categories. These estimates were made using available state, federal and local age distribution data. The methodology for calculating these age estimates, by category, can be found in Appendix E.

---

## FINDINGS

---

### TOTAL INVESTMENT BY FUNDING SOURCE

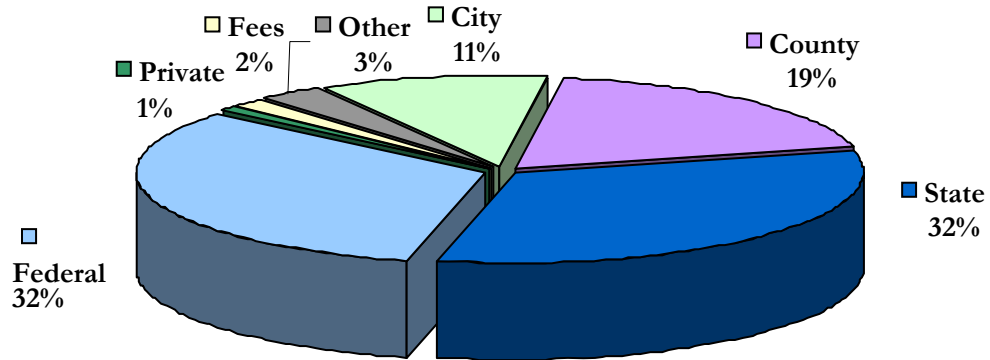
Total investments in human services are displayed in the following two charts. The first chart represents total investments by funding source including funding for local K-12 education and federal Medicare and Medicaid payments for primary health care services. The second chart describes human services investments excluding local K-12 and federal Medicaid and Medicare funding for primary health care services (please note that federal Medicaid and Medicare payments for specialty services provided by Region Ten for mental health and disabilities is included in the chart).

Local K-12 funding is not analyzed in this report and is excluded hereafter. Analysis of these funds can be found in the respective local government's K-12 budget documents. Also, as mentioned in the *Introduction*, human services investments made by University of Virginia and other higher education organizations are not included. This is due to the fact that this information was too large and difficult to obtain and analyze given the scope of this project.

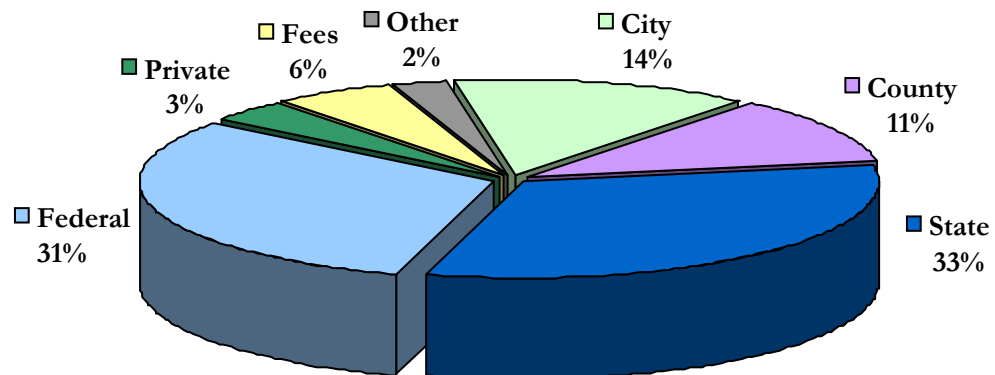
Federal Medicaid and Medicare funding for primary health care services is shown in the discussion of the Health Care category in the following pages. It is excluded in the second chart below because its magnitude makes it difficult to review and analyze other funding sources.

As can be seen from the charts, funds from federal and state sources are 64% of the total investments in the Charlottesville/Albemarle community. Many human services programs are extremely vulnerable to fluctuations in these sources of income. As will be shown in the discussion of investments by category that follows, some programs are greatly dependent on federal and/or state funding.

**Human Services Investment Total: \$486,050,228**  
**(Medicare/Medicaid and K-12 Education Funding Included)**  
**By Funding Source**

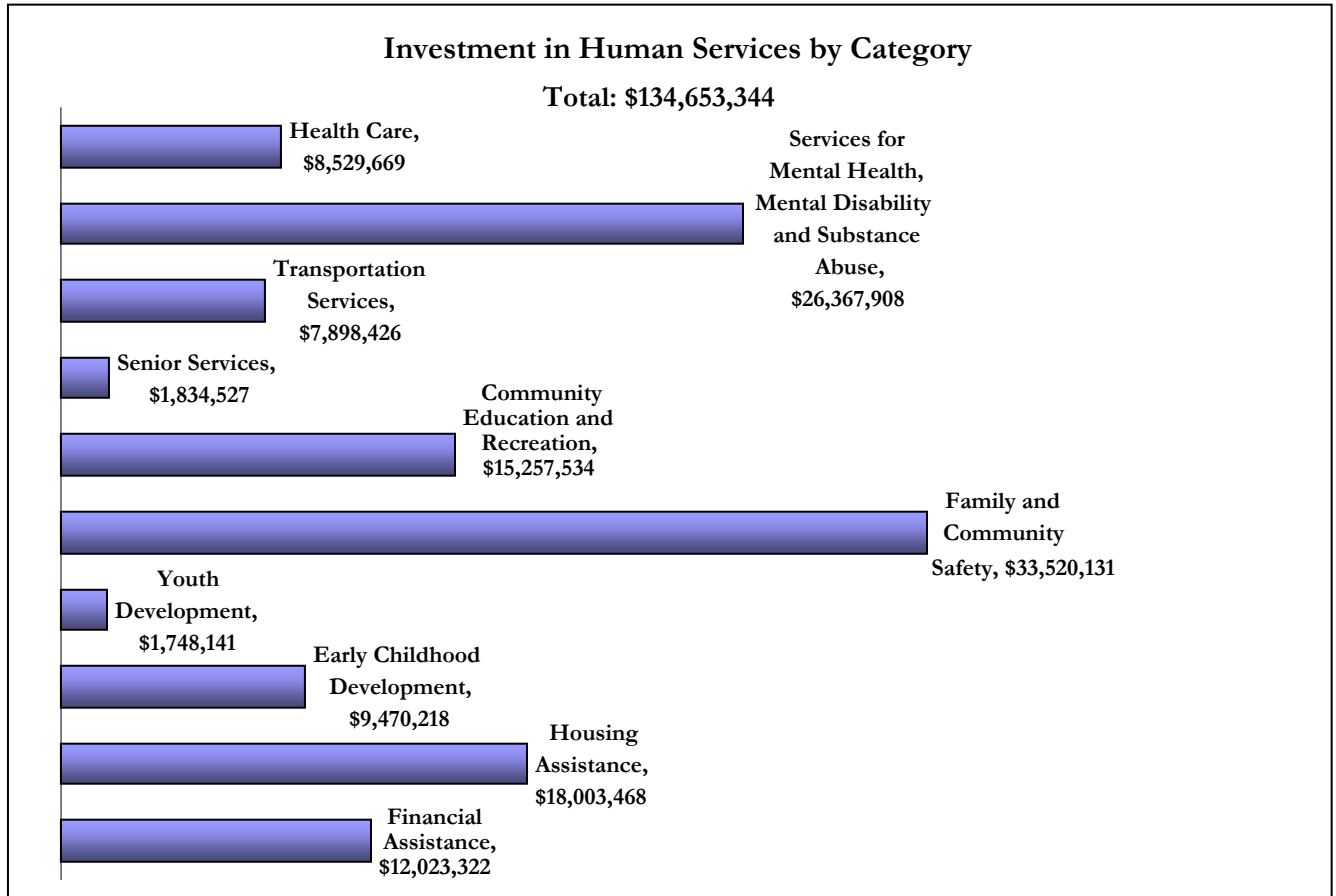


**Human Services Investment Total: \$134,653,344**  
**(Medicare/Medicaid and K-12 Education Funding Excluded)**  
**By Funding Source**



## TOTAL INVESTMENT BY CATEGORY

Investments are described by service category in the chart below. Please note that this data excludes federal Medicare and Medicaid payments for primary health care and K-12 funding. For a complete description of the programs and agencies represented by each category, please consult tables in Appendix F entitled “Description of Programs by Category, Subcategory and Program.”



Family and Community Safety is the largest category of human services expenditures in the community, accounting for 26% of investments. This is due, in part, to the large investment the local governments and the State of Virginia make in youth crisis and intervention services under the Comprehensive Services Act, a state program that provides funding for at-risk youth and families.

The next largest category is for mental health, mental disability and substance abuse, accounting for 20% of investments. Seventy-five (75%) of these funds are state Medicaid payments for services such as psychological counseling and therapy, medical services, and vocational education for those with disabilities. A complete discussion of each category, by subcategory, can be found later in this report.

## TOTAL INVESTMENT BY LOCAL GOVERNMENT

In FY 2004-2005, the City of Charlottesville invested \$18.5 million in human services, representing approximately 12% of the City's expenditures. Albemarle County invested \$15.1 million in human services, representing approximately 6% of the County's expenditures. The following table shows the percentage distribution of these investments by category and compares these percentages to the total investment distribution. Please note that this data excludes funds spent by these local governments for K-12 education programs.

What can be seen from this comparison is that the general revenue spending for each local government is sometimes very different than the total distribution of all funds invested. For example, when the overall investment for all programs and categories is analyzed, the Community Education & Recreation category is 11% of the total. However, the Community Education & Recreation category is 33% of the total investment in human services for the City of Charlottesville, and 31% of these investments for Albemarle County.

Another example of differences in local and total investment distributions can be seen in the Family and Community Safety category. Albemarle County expends 36% of its total local funds in the category, while the City of Charlottesville expends 25%. The total expenditure from all funds is 26%. Looking at the actual funding information explains this difference (see data spreadsheets in Appendix D). Albemarle County has higher expenditures in services through the state Community Services Act program than does the City of Charlottesville due to different mandated match rates (45% versus 31%).

A third example is the investment in Mental Health, Mental Disability and Substance Abuse services. The City of Charlottesville invests 7% of its local funds in this category, Albemarle County invests 4%. The total investment from all fund sources is 20%. This is due to the large amount of funds for these services that come from state reimbursement through Medicaid.

A more detailed discussion of all categories is provided in the pages that follow.

<b>COMPARISON OF INVESTMENT IN HUMAN SERVICE CATEGORIES</b>			
	<b>Percentage of Investment</b>		
<b>Category</b>	<b>City of Charlottesville (General Revenue Funds)</b>	<b>Albemarle County (General Revenue Funds)</b>	<b>Total (All Funds)</b>
<b>Health Care</b>	2%	3%	6%
<b>Mental Health, Mental Disability &amp; Substance Abuse</b>	7%	4%	20%
<b>Transportation</b>	8%	5%	6%
<b>Senior Services</b>	2%	2%	1%
<b>Community Education &amp; Recreation</b>	33%	31%	11%
<b>Family &amp; Community Safety</b>	25%	36%	26%
<b>Youth Development</b>	2%	1%	1%
<b>Early Childhood Development</b>	9%	7%	7%
<b>Housing Assistance</b>	8%	9%	13%
<b>Financial Assistance</b>	4%	2%	9%
<b>TOTAL</b>	100%	100%	100%

# INVESTMENTS BY CATEGORY, SUBCATEGORY AND PROGRAM

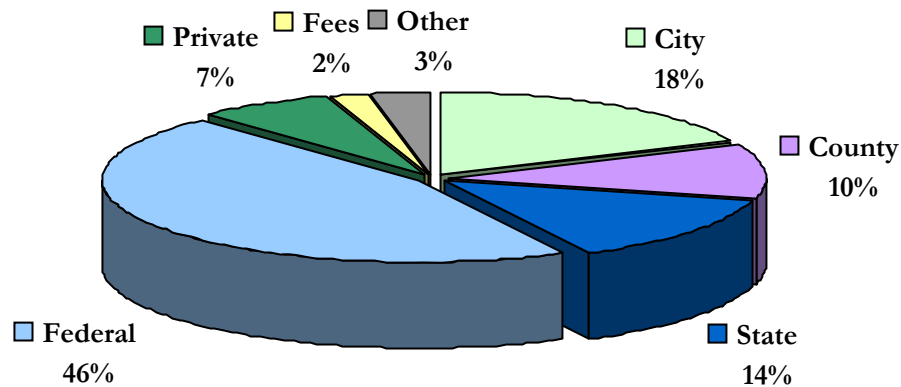
## *EARLY CHILDHOOD DEVELOPMENT*

Services in the Early Childhood Development category support children and parents of children who are 5 years old or younger. Services include the provision of affordable child care and assisting parents in finding dependable caretakers; home visits by child care professionals to provide counseling to parents in child healthcare and development, and to provide assistance to parents of children with disabilities; and educational programs that foster development of academic, mental and emotional skills in early childhood. The total FY 2004-2005 investment in Early Childhood Development for the Charlottesville/Albemarle community was \$9,470,218.

### Investment in Early Childhood Development

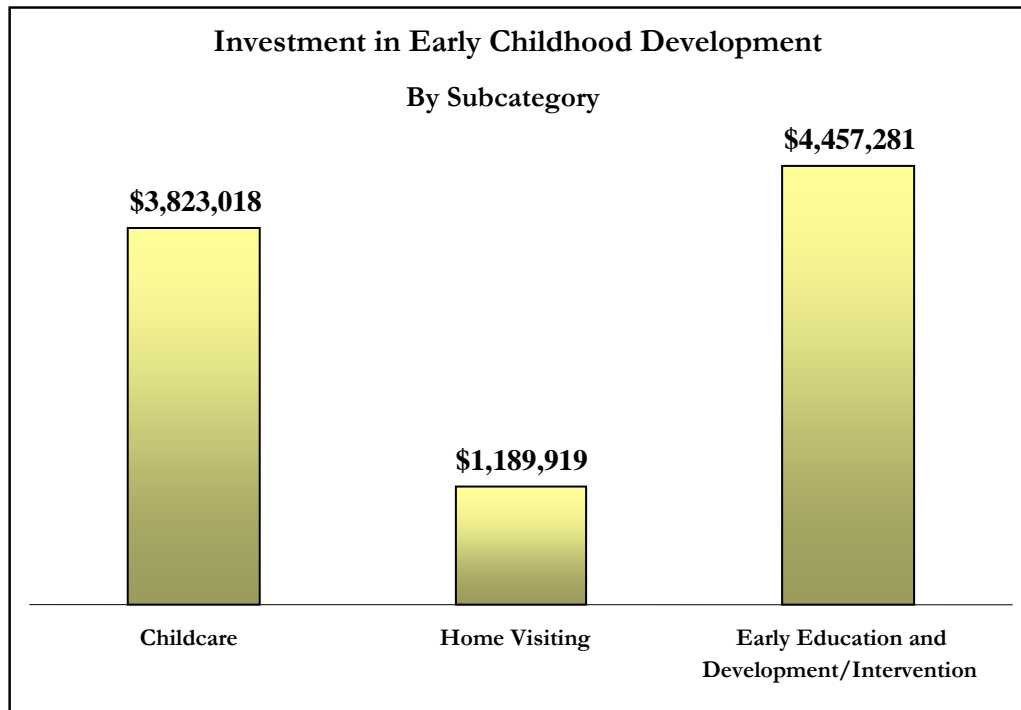
Total: \$9,470,218

By Funding Source



Information was grouped by subcategory. The programs with similar functions were grouped together. For the Early Childhood Development category, the subcategories developed were: Childcare; Home Visiting; and Early Education, Development and Intervention. A description of the specific programs in each subcategory by agency administering the program is provided in Appendix F.

Investment by subcategory is shown below. The majority of investments are made by the federal government for various childcare programs and the Head Start program.



---

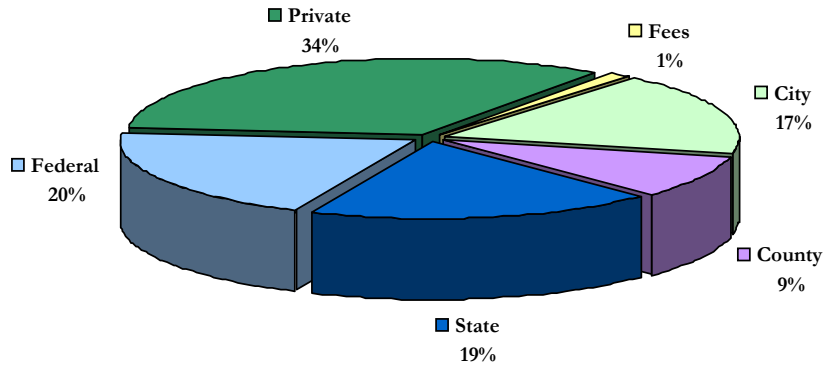
### ***YOUTH DEVELOPMENT***

Funding in the Youth Development category is for programs that provide supplemental and extra-curricular activities that are not provided by local government public school systems. These programs include music education, computer education, after-school tutoring programs, and programs for work skills development and community service. Thirty-four percent (34%) of funds for these programs come from non-profit, community based organizations. These services are intended to promote youth resiliency, encourage responsible citizenship and prevent negative and risky behaviors. The total FY 2004-2005 investment in the Youth Development category for the Charlottesville/Albemarle community was \$1,748,141.

### Investment in Youth Development Services

Total: \$1,748,141

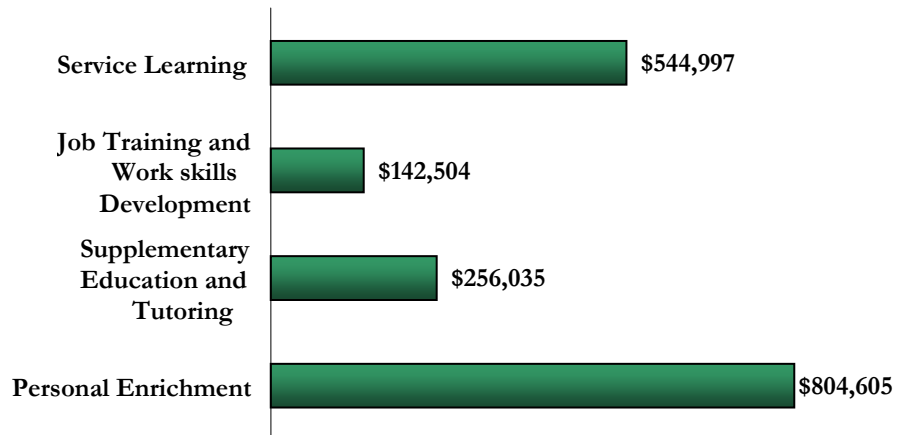
By Funding Source



Investment by subcategory is shown below. The Personal Enrichment subcategory, the largest investment category, is funded primarily through private donations.

### Investment in Youth Development Services

By Subcategory



Actual age information was available for this category from agencies providing services. This information shows that:

- Nine percent (9%) of beneficiaries are children age 6-10.
- Sixty-one percent (61%) of beneficiaries are adolescents age 10-18.
- Thirty percent (30%) of beneficiaries are young adults over age 18.

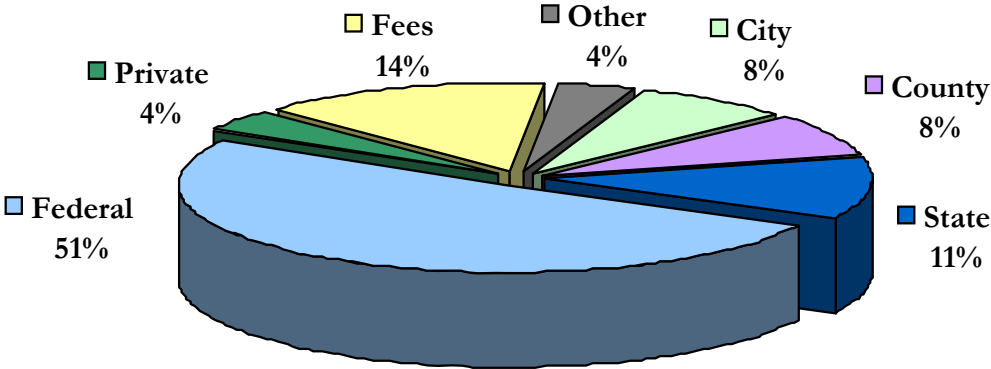
**HOUSING ASSISTANCE**

Programs in the Housing Assistance category provide support to individuals and families to obtain shelter. These programs include loans for the purchase and upkeep of a primary residence, rental assistance, education and counseling, and advocacy for fair housing practices. This category also includes funds spent for providing emergency and transitional housing for homeless persons. The total FY 2004-2005 investment in Housing Assistance for the Charlottesville/Albemarle community was \$18,003,468.

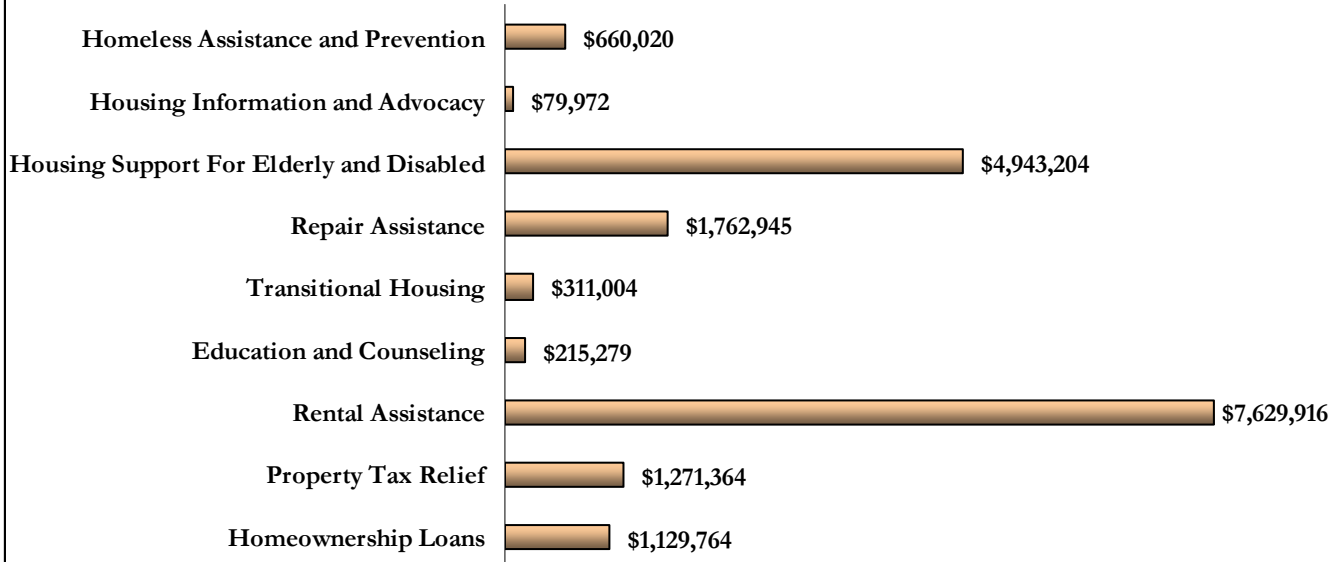
**Investment in Housing Assistance**

By Funding Source

Total: \$18,003,468

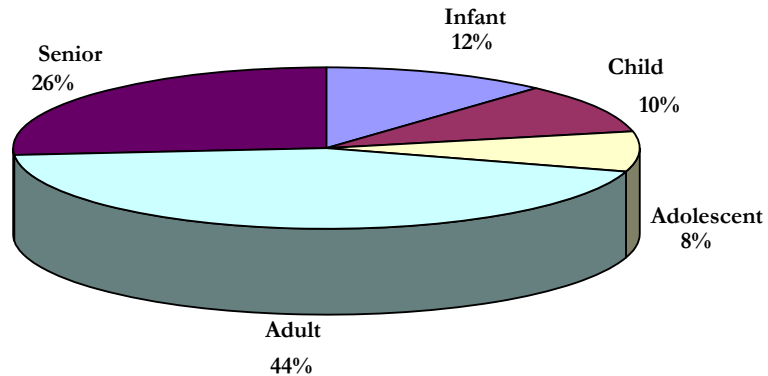


### Investment in Housing Assistance By Subcategory



The distribution of funding by age group was estimated using local, state and federal information on housing beneficiaries (See Appendix E for estimation methodology). As can be seen from the chart, most investments are made for adults and seniors.

### Distribution of Housing Assistance Investments By Age Group



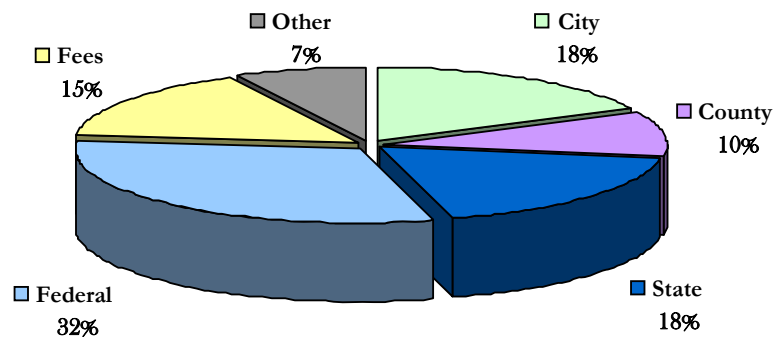
## ***TRANSPORTATION ASSISTANCE***

The Transportation Assistance category includes public transportation services such as regular bus services, on-demand bus services, carpool programs, and vehicle donation programs. This category also includes services which primarily benefit elderly and handicapped persons. The total FY 2004-2005 investment in the Transportation Assistance category for the Charlottesville/Albemarle community was \$7,898,426.

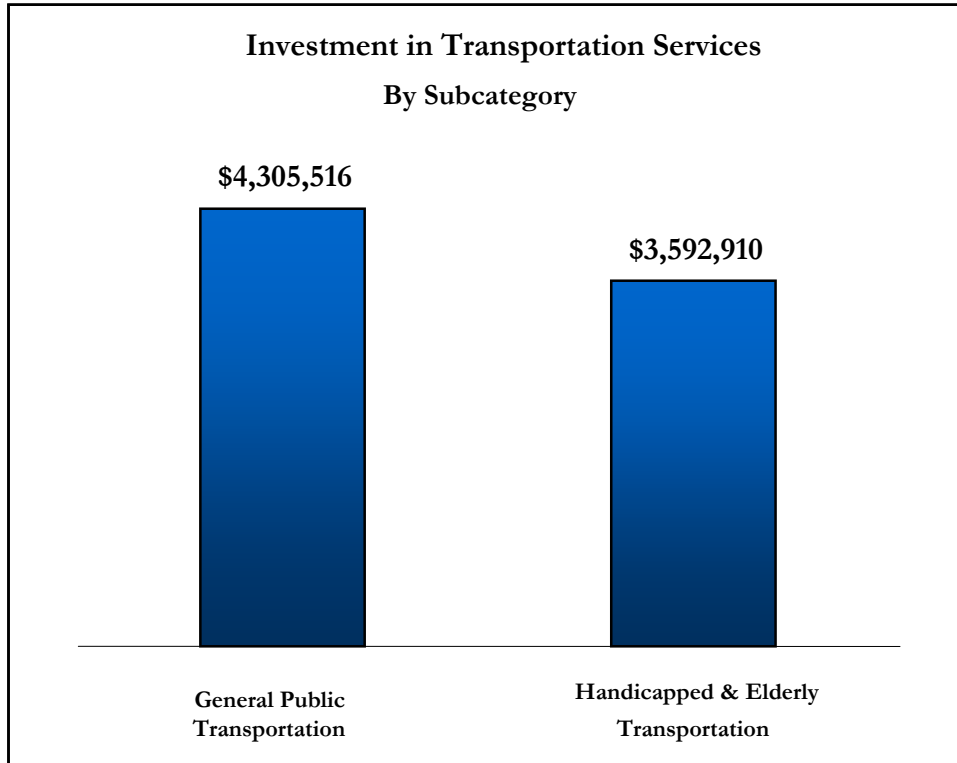
### **Investment in Transportation Services**

**Total: \$7,898,426**

**By Funding Source**



Two subcategories were developed for the Transportation Assistance category. The first, General Public Transportation, includes Charlottesville Transit Services bus service and the Thomas Jefferson Planning District Commission's Rideshare program. The Handicapped and Elderly Transportation subcategory shows the funding for JAUNT, which provides demand-responsive transportation services specifically targeted to the older or disabled persons who cannot use regular bus services.



Age distribution information was available from the Charlottesville Transit Authority and JAUNT. This information showed that:

- 11% of riders were children and youth, ages 0-17.
- 72% of riders were adults, ages 18-64.
- 17% of riders were persons over age 65 years of age.

---

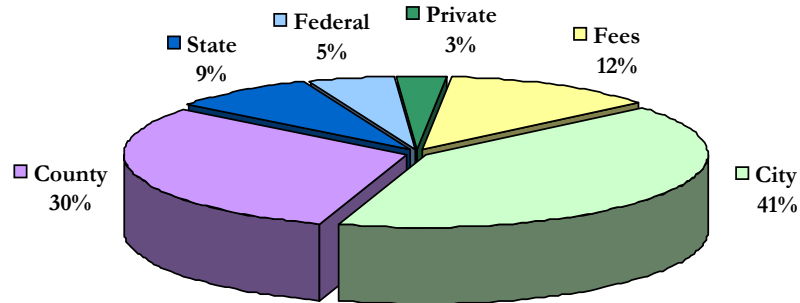
***COMMUNITY EDUCATION AND RECREATION***

Services in the Community Education and Recreation category do not target a specific population or need, but instead work to improve the general well-being of the community and its members as a whole. Investments are used for the maintenance and supervision of local government parks, recreational classes and sports activities, operation of local libraries, the administration of volunteer programs, and educational programs for families. The total FY 2004-2005 investment in the Community Education and Recreation category was \$15,257,535.

## Investment in Community Education and Recreation

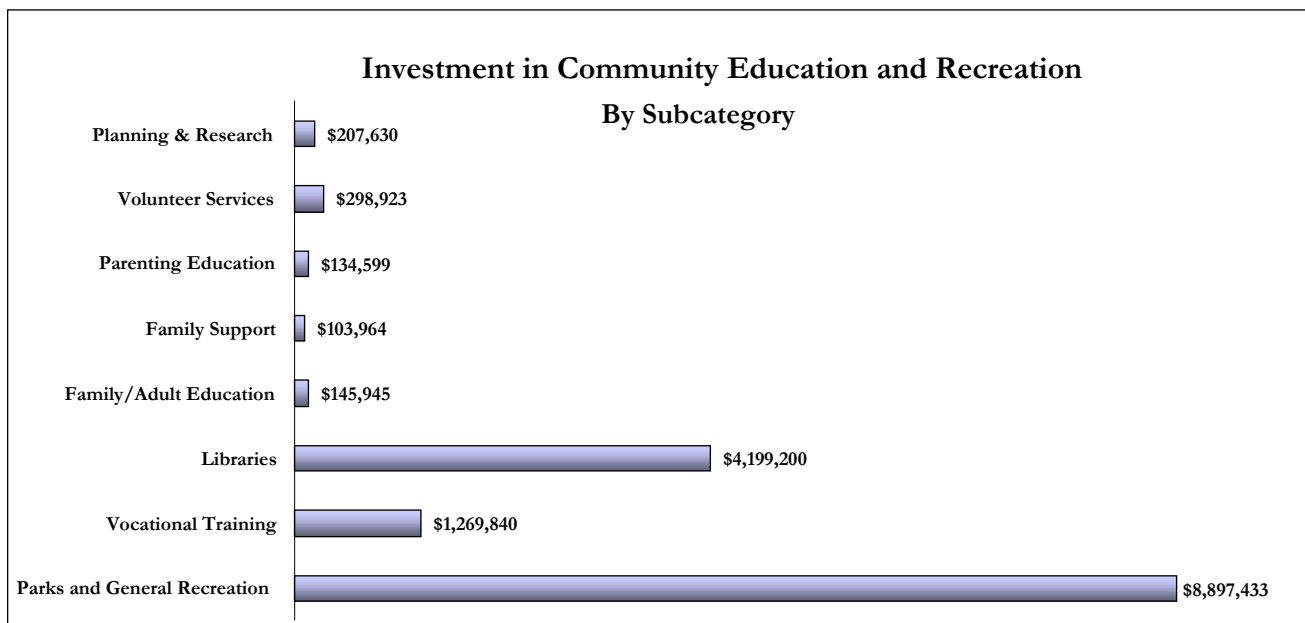
Total: \$15,257,535

### By Funding Source



The largest investment in the Community Education and Recreation category is for maintenance and supervision of local public parks and related activities. Seventy-nine percent (79%) of investments for parks are from local government general revenue funds. The Charlottesville Golf Course programs, which are paid for totally by user fees, account for 12% of the total investment in the Parks and General Recreation subcategory.

The second largest subcategory is Libraries. This subcategory is also heavily funded by local government general revenue moneys which account for 83% of investments. State funding accounts for 12% of Library funding, with private donations and fees providing the remaining revenues.



Reliable and accurate information on the break-out of beneficiaries by age group could not be provided by the City of Charlottesville or Albemarle County for this category. In addition, data to make reasonable estimates could not be found by researching available academic and government sources. Therefore, an estimate of age distribution is not provided. Better data on age distributions of beneficiaries would be valuable in determining who uses these services. Such information could be used to target specific programs and funds to individuals who benefit most from these investments.

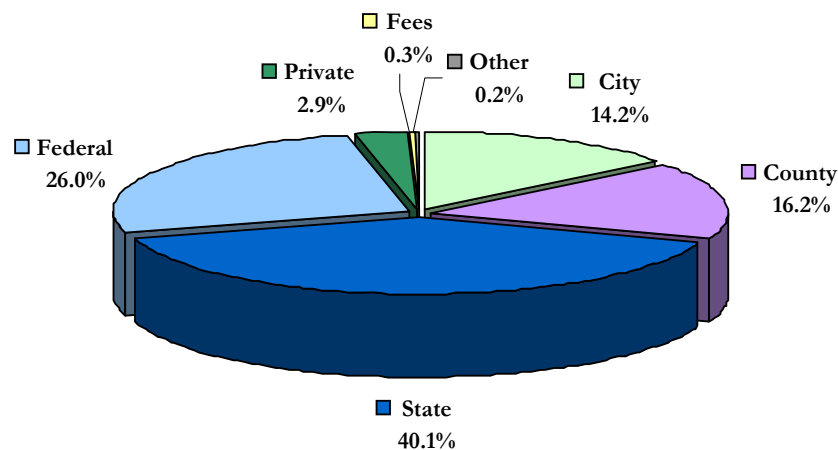
### ***FAMILY AND COMMUNITY SAFETY***

Programs which address domestic violence, juvenile delinquency and child abuse are included in the Family and Community Safety category. These services serve a wide range of residents, from those who have been victims of abuse to those who require legal assistance and rehabilitation. Thirty-eight (38%) of these funds are under the auspices of the Comprehensive Services Act, a state program that provides funding for at-risk youth and families.

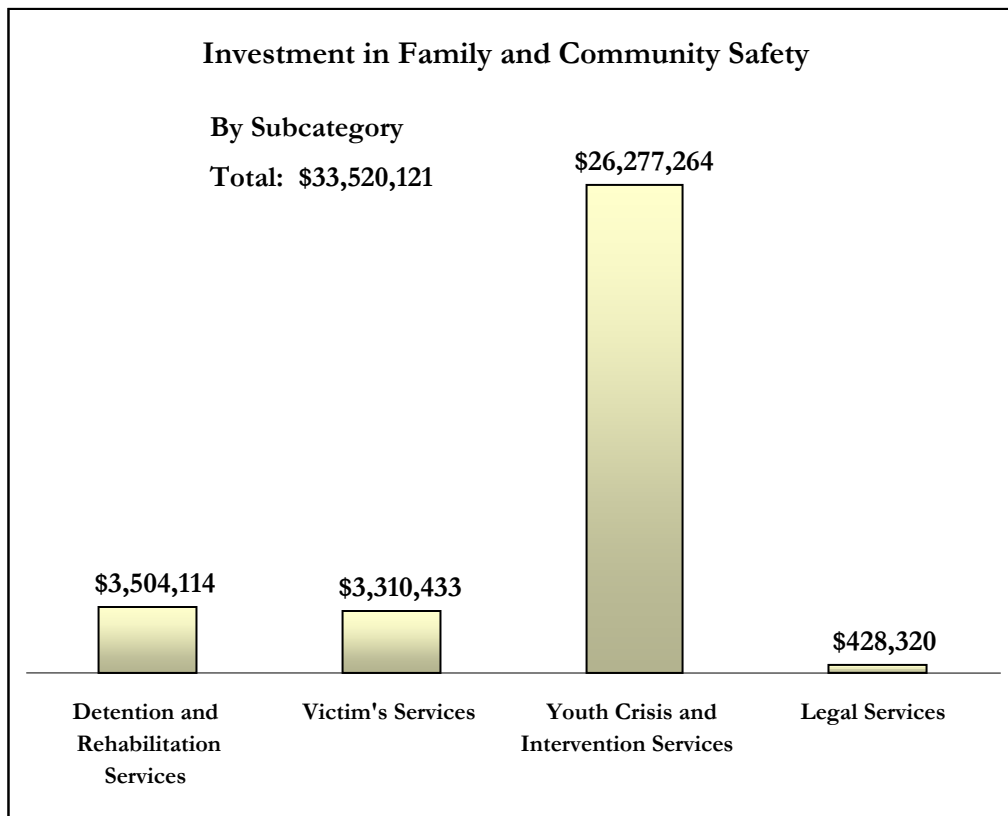
#### **Investment in Family and Community Safety**

**Total: \$33,520,131**

**By Funding Source**



As can be seen in the following chart the majority of investments in this category go to youth crisis and intervention services. This subcategory is also where the majority of state Comprehensive Services Act moneys are spent. This subcategory includes foster care programs, teen pregnancy prevention programs and runaway emergency services. Juvenile detention and rehabilitation services are listed in the Detention and Rehabilitation subcategory. Services for victims of abuse and adult and child protective services are listed in the Victim's Services subcategory.



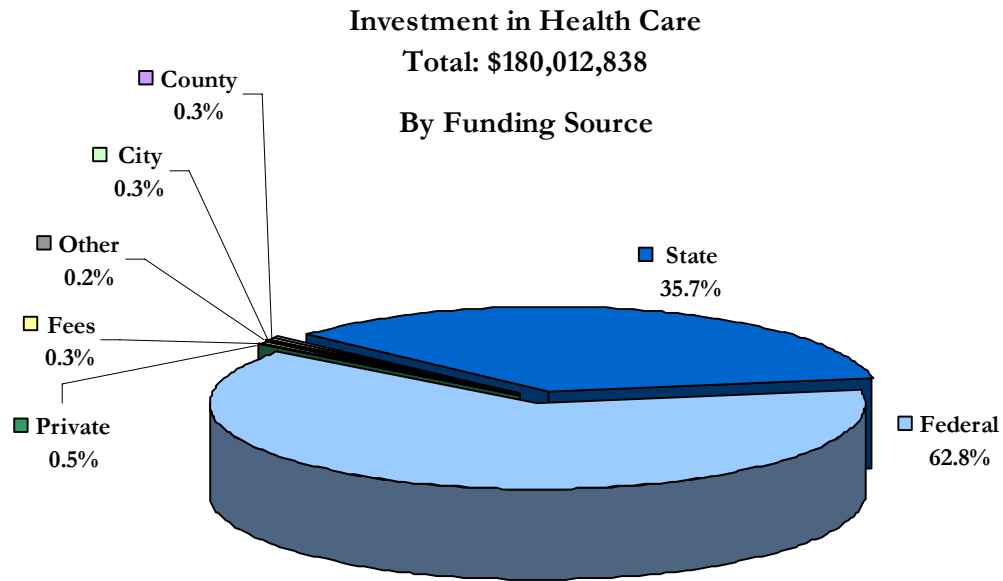
Reliable and accurate information on the break-out of beneficiaries by age group could not be provided by the City of Charlottesville or Albemarle County for this category. In addition, sources of data to make reasonable estimates could not be found by researching available academic and government sources. Therefore, an estimate of age distribution is not provided.

---

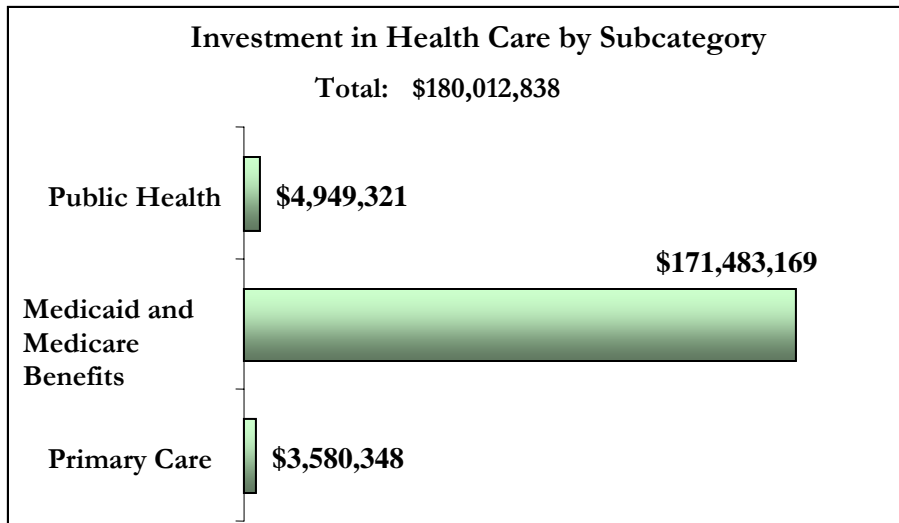
## ***HEALTH CARE***

Funding for health care is a significant portion of total investments in human services, primarily because of federal Medicare and Medicaid payments for primary health care services. Other investments in this category include those for public health services such as communicable disease prevention and control, childhood immunization, maternal and child health, and AIDS/HIV prevention and education. Other programs in this category include primary health and dental care services for low-income persons not eligible for Medicaid or Medicare.

Please note that funds reported below do not include private insurance payments or out-of-pocket expenses not covered by private insurance. This information is governed by federal privacy laws and could not be obtained. In addition, deductibles and co-payments for Medicare are not reported.

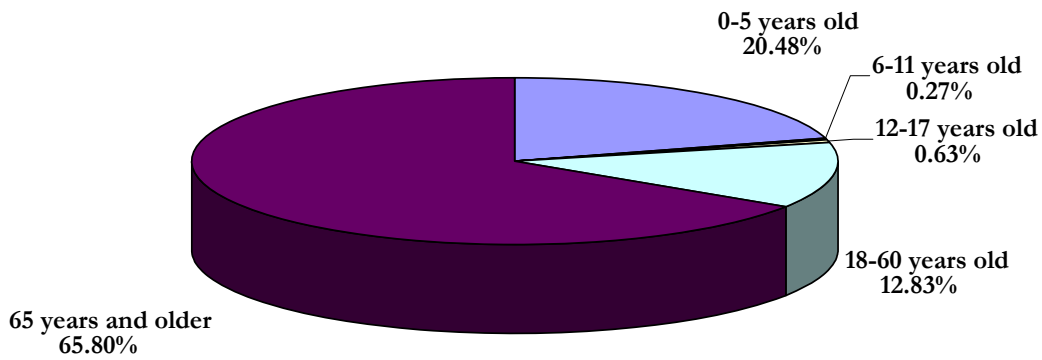


Over ninety-eight (98%) of the investments in health care come from federal Medicare and Medicaid payments for primary health care needs. But significant investments are made to provide services through the Thomas Jefferson Health District and the Charlottesville Free Clinic.

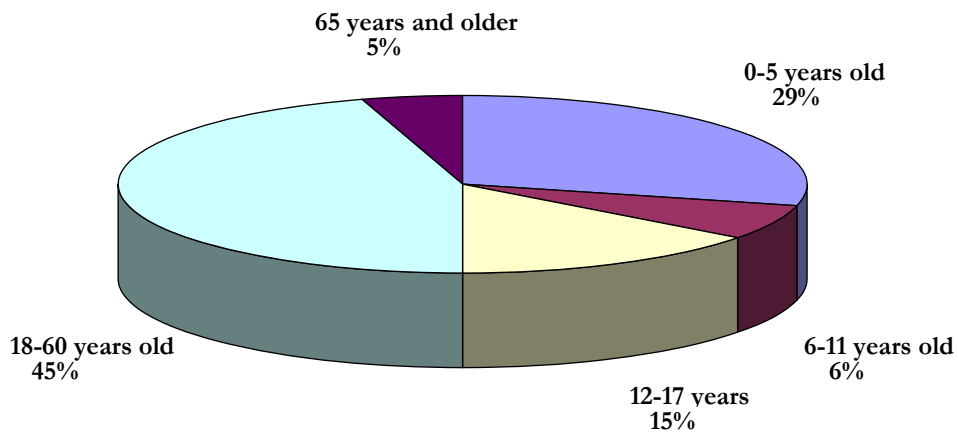


Funding by age is presented for Health Care in two charts—one including Medicare and Medicaid and one excluding these federal programs. It is clear that the majority of health care expenditures go to adults and seniors when Medicare and Medicaid are included. However, when these funding sources are excluded, it can be seen that the proportion of spending on infants and children is larger.

### Health by Age Group Including Medicare and Medicaid



### Health by Age Group Excluding Medicare or Medicaid



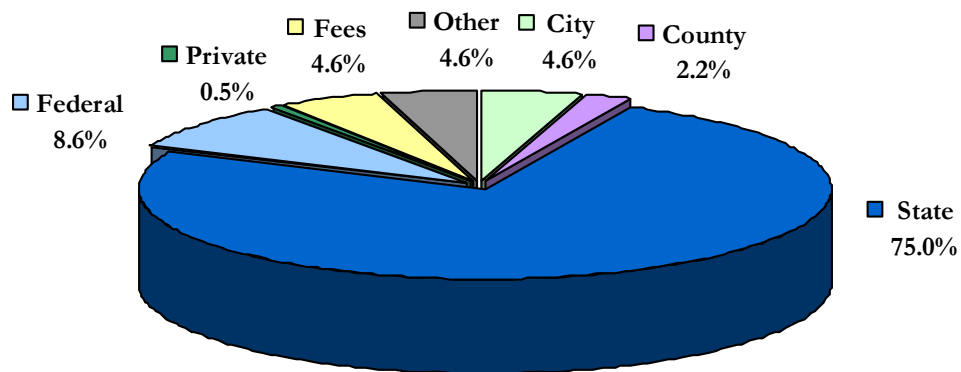
***MENTAL HEALTH, MENTAL RETARDATION AND SUBSTANCE ABUSE***

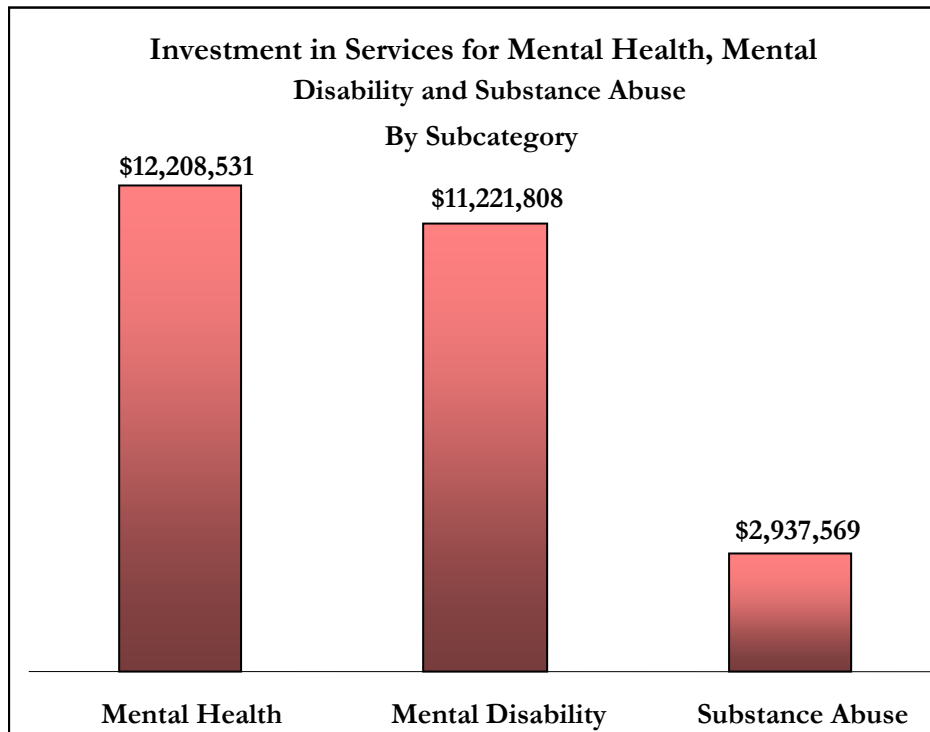
Funding in the Mental Health, Mental Retardation and Substance Abuse category comes primarily from State reimbursement for services through Medicaid. Services provided include psychological counseling and therapy, medical services and vocational education for those with disabilities. The majority of these services are provided by Region Ten Community Services Board, which accounts for 85% of services. The total investment in this category is \$26,367,908. These reported investments do not include private insurance payments.

**Investment in Services for Mental Health,  
Mental Disability and Substance Abuse**

**Total: \$26,367,908**

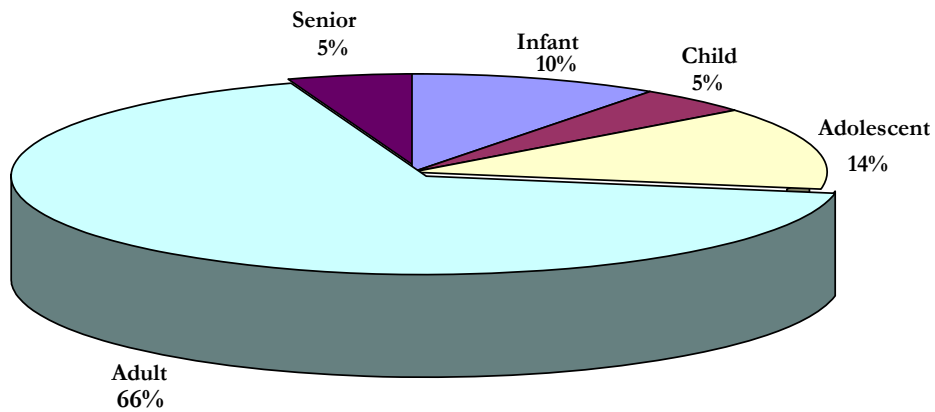
**By Funding Source**





Actual data of the distribution of beneficiaries by age group was available from the agencies that provide services. As can be seen from the following chart, the majority of the funds benefit adults. In analyzing investments by age group, it is important to understand that the reported information is the distribution of beneficiary expenditures, not the distribution of the number of beneficiaries. This fact is important in this category because the cost of treatment for an adult is greater than the cost of treatment for an infant or child. This may be one reason why the expenditures are greater for adults.

### Mental Health, Mental Disability, and Substance Abuse Investments by Age Group



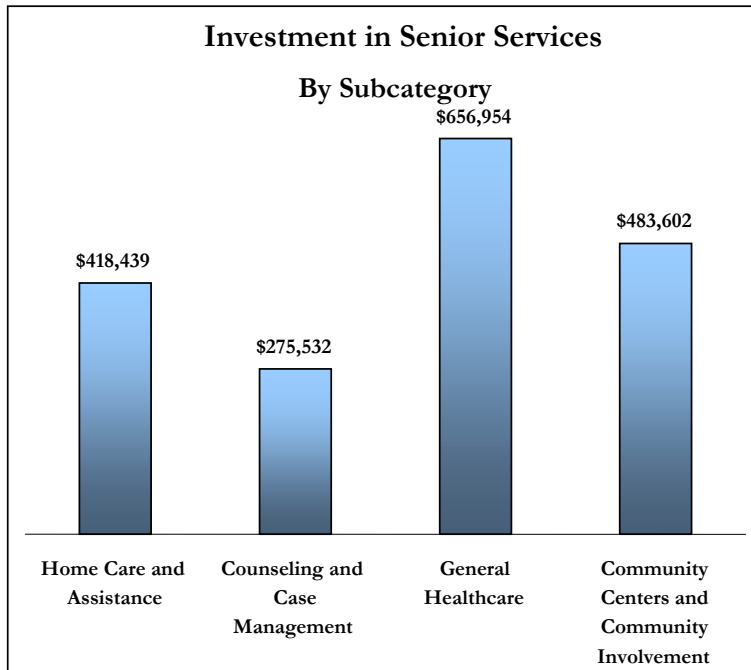
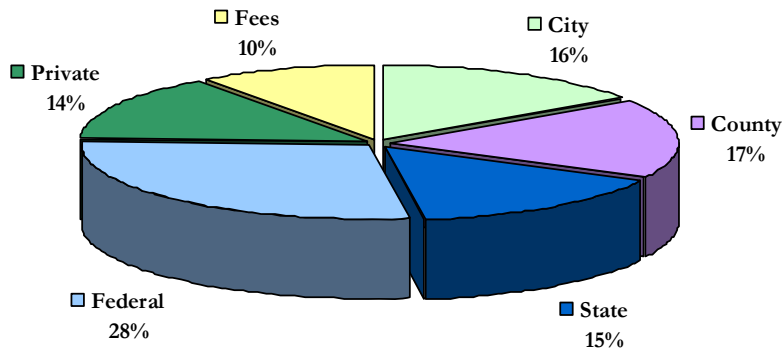
**SENIOR SERVICES**

Programs in the Senior Services category are targeted to persons over age 60. The services include support of community centers, development and administration of community involvement programs, provision of health care through adult day care centers, funding for home safety and repair, and home-based companion services. The funding information below summarizes local programs only geared towards the elderly. Housing assistance for elderly and disabled residents is discussed in the Housing Assistance category. Federal primary health care funding through Medicare is included in the Health Care category. Financial assistance to some elderly is shown in the Financial Assistance category.

**Investment in Senior Services**

**Total: \$1,834,527**

**By Funding Source**



The majority (82%) of the services in this category are provided by the Jefferson Area Board for Aging (JABA). General Healthcare, the largest subcategory, includes services provided through the adult daycare program and the primary care health services program.

---

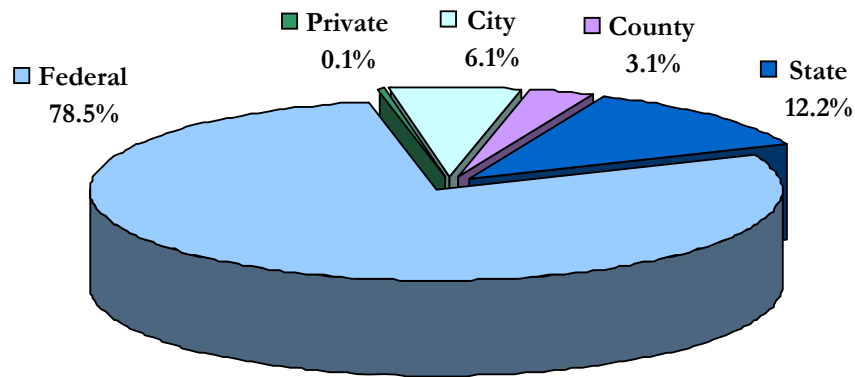
***FINANCIAL ASSISTANCE***

The Financial Assistance category includes programs that help low-income residents in time of financial emergency and to pay for primary necessities such as food or household energy. This category also includes funds provided for refugee assistance and government assistance in the case of social security fraud.

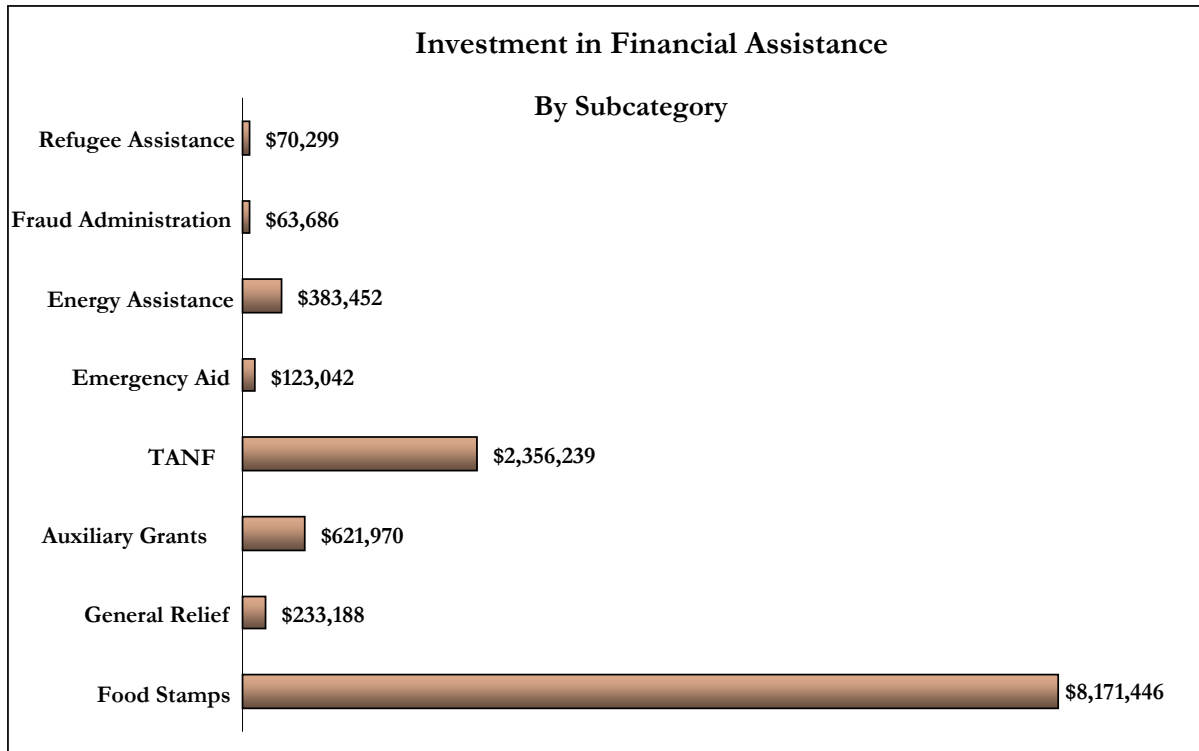
**Investment in Financial Assistance**

**Total: \$12,023,322**

**By Funding Source**

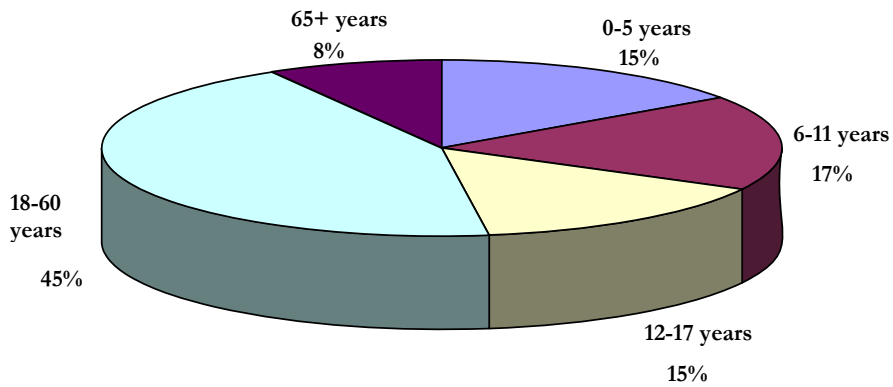


Sixty-eight (68%) of the funds in this category are for the federal Food Stamps program. Twenty (20%) is for the federal Temporary Assistance for Needy Families program.



Forty-five percent (45%) of financial assistance investments are for adults 18-60 years of age. Forty-seven percent (47%) of these investments are for children aged 0-18 years. This distribution is primarily due to the distribution of beneficiaries for the federal Food Stamps program.

### Financial Assistance Investments by Age Group



---

## RECOMMENDED FUTURE RESEARCH AND ANALYSIS

---

It is recommended that this report be the first phase of an ongoing research agenda into human services investment in the Charlottesville/Albemarle community and be updated on a regular basis. The following are suggested topics for further inquiry:

- The relationship between human services expenditures and needs. It would be important that this research distinguish between need and effectiveness of programs (both average effectiveness and marginal effectiveness). Such information would help inform future funding decisions, allowing investments to be targeted to areas of greatest need.
- Analysis of human services investments including community programs that do not receive government funding, that is, programs only funded by private sources. While it would be difficult to identify all private programs and obtain information from them, such research would give a more complete picture of human services investments in Charlottesville/Albemarle.
- A comparison of human services expenditures in the Charlottesville/Albemarle community to other similar communities across the country. This research could identify important key programs and compare their costs. This might help determine if funds were being spent as effectively as possible.
- An analysis of the vulnerability of programs to variations in federal and state funding. This would help inform funding decisions in the event the state or federal government ceased to fund certain programs that were needed by the community.
- An analysis of funding trends for specific key programs. This would help inform funding decisions in the event that there is a change in funding from a particular source or a change in the cost of or need for a program.
- An analysis of fiscal mandates on local governments for human services programs from the federal and state government and how this affects funding decisions at the local level.
- An analysis of subsidization of human service programs for outlying counties by the City of Charlottesville and Albemarle County.
- An analysis of the vulnerability of programs to variations in public demand for services and the ability of the community to fund them.

---

## APPENDICES

---

APPENDIX A—Advisory Committee and Research Team Members .....	28
APPENDIX B—Agency Questionnaire .....	29
APPENDIX C—Data Sources .....	32
APPENDIX D—Funding Spreadsheets .....	41
APPENDIX E—Age Distribution Methodology .....	56
APPENDIX F—Program Descriptions by Category, Subcategory and Program .....	64

## APPENDIX A

### **Charlottesville-Albemarle Human Service Investment Portfolio** **Advisory Committee Members**

Gretchen Ellis, Director, Charlottesville/Albemarle Commission on Children and Families, Albemarle County Office Building, 1600 5<sup>th</sup> Street Extended, Suite C, Charlottesville, VA 22902, 434-872-4548, [gellis@albemarle.org](mailto:gellis@albemarle.org)

Leonard Lohman, Chief Financial Officer, Jefferson Area Board of Aging, 674 Hillsdale Drive, Charlottesville, VA 22901, 434-817-5223, [lohman@jabacares.org](mailto:lohman@jabacares.org)

Michael Murphy, Director, Community Attention, 907 E. Jefferson Street, Charlottesville, VA 22902, 434-970-3346, [murphym@charlottesville.org](mailto:murphym@charlottesville.org)

Dr. Ruth Hanft, Adjunct Professor at James Madison University; former professor of Health Policy at George Washington University and former Deputy Assistant Secretary for Health Research, Statistics and Technology at the Federal Department of Health and Human Services, 3340 Brookside Drive, Charlottesville, VA 22901, 434-295-8674, [hrhanft@aol.com](mailto:hrhanft@aol.com)

Dr. Steven Stern, Merrill Bankard Professor of Economics, University of Virginia, Department of Economics, P.O. Box 400182, 2015 Ivy Road, Charlottesville, VA 22902, 434-924-6754, [sns5r@virginia.edu](mailto:sns5r@virginia.edu)

Roxanne White, Assistant County Executive, County of Albemarle, 401 McIntire Road, Charlottesville, VA 22902, 434-296-5841, [rwhite@albemarle.org](mailto:rwhite@albemarle.org)

Linda Peacock, Assistant City Manager, City of Charlottesville, (October 2005-May 2006).

Leslie Beuregard, Budget Director, City of Charlottesville, P.O. Box 911, Charlottesville, VA 22901, 434-970-3118, [lbeuregard@charlottesville.org](mailto:lbeuregard@charlottesville.org), (June-July 2006).

### **Charlottesville-Albemarle Human Service Investment Portfolio** **Project Staff**

Dr. Steven Stern, Research Director, University of Virginia.

Jenny Dietzel, Project Coordinator, Charlottesville/Albemarle Commission on Children and Families, Albemarle County Office Building, 1600 5<sup>th</sup> Street Extended, Suite C, Charlottesville, VA 22902, 434-872-4545.

Jose Fernandez, Graduate Student Research Assistant, Economics Department, University of Virginia.

Danielle Sewell, Undergraduate Student Research Assistant, Foreign Policy Department, University of Virginia.

**APPENDIX B**

**QUESTIONNAIRE FOR HUMAN SERVICE AGENCIES**  
**FOR THE**  
**CHARLOTTESVILLE/ALBEMARLE**  
**HUMAN SERVICES INVESTMENT PORTFOLIO**

SPONSORED BY: THE CHARLOTTESVILLE/ALBEMARLE COMMISSION ON  
CHILDREN AND FAMILIES

January 23, 2006

**Thank you for agreeing to provide Fiscal Year 2004-2005 budgetary information for inclusion in the first ever Charlottesville/Albemarle Human Services Investment Portfolio.**

**It is our hope that this questionnaire is easy to understand and is not burdensome to complete. Please provide the information you can for each of your human services related programs on a separate questionnaire. You may need to make several copies for each of your programs, or we can provide copies for you.**

**We realize that some of the requested information may not be available or incomplete. If so, just let us know so we may report the information as accurately as possible. And, let us know if there is anything we can do to help make the task easier for you to complete.**

**If you have questions or need any assistance, please feel free to call Jenny Dietzel, Project Coordinator at 872-4568.**

Agency Name \_\_\_\_\_

Program Name \_\_\_\_\_

**Funding:** In this section, please provide the amount of funds received by each funding source for this program. The category of “Fees” should include any revenue generated from direct compensation from your clientele. The category of “Other” includes all other funds not included in the previous categories. Please include direct program costs as well as any indirect and/or administrative costs.

City of Charlottesville	
Albemarle County	
State Funds	
Federal Funds	
Fees	
Other (Please note source)	
Total	

**Leveraging:** This section is concerned with any “matching” requirements that must be met to receive funds.

**Part A: Is there a minimum amount of funds that your organization must guarantee to invest in the program before it can receive funds from state, federal, or “other” sources?**

YES \_\_\_\_\_

NO \_\_\_\_\_

If YES, what is the local match rate?

To Receive State Funds	To Receive Federal Funds	Source of the Fund

Additional rows are provided if the program contains more than one funding stream.

**Part B: What is the amount of funds received once the match is met?**

<b>“X” State Funds</b>	<b>“X” Federal Funds</b>	<b>Source of fund</b>

Additional rows are provided if the program contains more than one funding stream.

**Clientele Information:** In the cells below, please provide the number of persons within the given age group and location (city, county, total).

<b>Clientele Age Group</b>	<b>Age Range</b>	<b>City of Charlottesville</b>	<b>Albemarle County</b>	<b>Total</b>
Infant/Toddler				
Child				
Adolescent				
Adult				
Senior				
Total				

Note: Please report the actual age ranges for the program. If the program does not categorize specific ages, the recommended age ranges are:

Infant/Toddler	0-5
Child	6-11
Adolescent	12-17
Adult	18-60
Senior	Over 60

## APPENDIX C

### Data Sources

The following persons provided information for this report. Each of these individuals was contacted by project staff to verify information. For agencies with beneficiaries that lived outside of the Charlottesville/Albemarle community, project staff worked with these agency representatives to assure that only information related to the Charlottesville/Albemarle community was reported and tabulated. In addition, project staff worked with these persons to assure information was provided at a program level. A complete listing of programs by agency can be found in Appendix F.

AIDS/HIV SERVICES GROUP  
Kathleen Baker, Executive Director  
963 2<sup>nd</sup> Street SE  
Charlottesville, VA 22902  
434-979-7714  
[Kathy.baker@aidsservices.org](mailto:Kathy.baker@aidsservices.org)

ALBEMARLE COUNTY DEPARTMENT OF SOCIAL SERVICES  
Kathy Ralston, Director  
Kevin Wasilewski, Chief Accountant  
1600 5<sup>th</sup> Street, Suite A  
Charlottesville, VA 22902  
434-972-4011  
[kralston@albemarle.org](mailto:kralston@albemarle.org)  
[kwalewski@albemarle.org](mailto:kwalewski@albemarle.org)

ALBEMARLE COUNTY DEPARTMENT OF PARKS & RECREATION  
Pat Mullaney, Director  
Room 118  
401 McIntire Road  
Charlottesville, VA 22902  
434-296-5844  
[pmullan@albemarle.org](mailto:pmullan@albemarle.org)

ALBEMARLE COUNTY HOUSING DEPARTMENT  
Ron White, Director  
1600 5<sup>th</sup> Street Extended, Suite B  
Charlottesville, VA 22902  
434-296-5839  
[Rwhite2@albemarle.org](mailto:Rwhite2@albemarle.org)

ALBEMARLE COUNTY SCHOOLS

401 McIntire Road  
Charlottesville, VA 22902  
434-972-4055  
[www.k12albemarle.org](http://www.k12albemarle.org)

ALBEMARLE COUNTY VICTIM/WITNESS ASSISTANCE PROGRAM

Susan Painter, Program Director  
Albemarle County Police Department  
1600 5<sup>th</sup> Street Extended, Suite D  
Charlottesville, VA 22902  
434-296-0242  
[painters@albemarle.org](mailto:painters@albemarle.org)

ALBEMARLE HOUSING IMPROVEMENT PROGRAM

Theresa Tapscott, Executive Director  
2127 Berkmar Drive  
Charlottesville, VA 22901  
434-817-2447  
[ttapscott@ahipva.org](mailto:ttapscott@ahipva.org)

ARC OF THE PIEDMONT

Christinia Delzingaro, Executive Director  
509 Park Street  
Charlottesville, VA 22902  
434-977-4002  
[www.thearcofthepiedmont.org](http://www.thearcofthepiedmont.org)

BOYS AND GIRLS CLUB OF CHARLOTTESVILLE/ALBEMARLE

Timothy Sinatra, Executive Director  
P.O. Box 707  
Charlottesville, VA 22902  
434-977-2001  
[Boysandgirlsclub5@earthlink.net](mailto:Boysandgirlsclub5@earthlink.net)

BLUE RIDGE JUVENILE DETENTION CENTER

Jodi Dillow  
195 Peregory Lane  
Charlottesville, VA 22902  
434-951-8340

BLUE RIDGE MEDICAL CENTER

Peggy Whitehead, Executive Director  
4038 Thomas Nelson Hwy, Arrington, VA 22922  
434-263-4000  
[peggyw@brmedical.com](mailto:peggyw@brmedical.com)

CHARLOTTESVILLE ABUNDANT LIFE MINISTRIES

Rebecca Goodwin  
PO Box 3482  
Charlottesville, VA 22903  
434-970-2077  
[abundantlife@cstone.net](mailto:abundantlife@cstone.net)

CHARLOTTESVILLE CITY SCHOOLS

1562 Dairy Road  
Charlottesville, VA 22903  
434-245-2400  
[www.ccs.k12.va.us](http://www.ccs.k12.va.us)

CHARLOTTESVILLE DEPARTMENT OF PARKS & RECREATION

Mike Svez, Director  
City Hall Annex  
120 Seventh Street, NE  
Charlottesville, VA 22902  
[svetz@charlottesville.org](mailto:svetz@charlottesville.org)

CHARLOTTESVILLE DEPARTMENT OF SOCIAL SERVICES

Buz Cox, Director  
Diane Kuknyo, Chief of Administrative Services  
Stacy Asbury, Senior Accountant  
Sue Moffett, Chief, Division of Benefit Programs  
City Hall Annex  
120 Seventh Street, NE, Second Floor  
Charlottesville, VA 22902  
434-970-3408  
[coxb@charlottesville.org](mailto:coxb@charlottesville.org)  
[kuknyo@charlottesville.org](mailto:kuknyo@charlottesville.org)  
[Asbury@charlottesville.org](mailto:Asbury@charlottesville.org)  
[moffett@charlottesville.org](mailto:moffett@charlottesville.org)

CHARLOTTESVILLE FREE CLINIC

Erika Viccellio, Executive Director  
1138 Rose Hill Drive, Suite 200  
Charlottesville, VA 22903  
434-295-0008  
[erika@cvillefreeclinic.org](mailto:erika@cvillefreeclinic.org)

CHARLOTTESVILLE REDEVELOPMENT & HOUSING AUTHORITY

Noah Schwartz, Executive Director  
P.O. Box 1405  
City Hall  
Charlottesville, VA 22902  
[Schwartz@charlottesville.org](mailto:Schwartz@charlottesville.org)

CHARLOTTESVILLE TRANSIT SERVICE

Bill Watterson, Director  
605 E. Main Street  
Charlottesville, VA 22902  
434-970-3333  
[transit@charlottesville.org](mailto:transit@charlottesville.org)

CHILDREN, YOUTH & FAMILY SERVICES, INC.

Jacqueline Bryant, Executive Director  
116 W. Jefferson Street  
Charlottesville, VA 22902  
434-296-4118  
[Jbryant@cyfs.org](mailto:Jbryant@cyfs.org)

COMMUNITY ATTENTION

Michael Murphy, Director  
907 E. Jefferson Street, Charlottesville, VA 22902  
434-970-3346  
[murphym@charlottesville.org](mailto:murphym@charlottesville.org)

CHARLOTTESVILLE/ALBEMARLE COMMISSION ON CHILDREN & FAMILIES

Gretchen Ellis, Director  
1600 5<sup>th</sup> Street Extended, Suite C  
Charlottesville, VA 22902  
434-872-4545  
[gellis@albemarle.org](mailto:gellis@albemarle.org)

COMPUTERS4KIDS

Kala Somerville, Executive Director  
999 Grove St., Ste. 105  
Charlottesville, VA 22903  
434-817-1121  
[kala@computers4kids.net](mailto:kala@computers4kids.net)

FOCUS WOMEN'S RESOURCE CENTER

Maureen Burkhill, Teensight Program Director  
1508 Grady Avenue  
Charlottesville, VA 22903  
434-293-2222  
[mburkhill@focusville.org](mailto:mburkhill@focusville.org)

JAUNT, INC.

104 Keystone Place  
Charlottesville, VA 22902  
434-296-3184  
[info@ridejaunt.org](mailto:info@ridejaunt.org)

JEFFERSON AREA BOARD FOR AGING

Leonard Lohman, Chief Financial Officer

674 Hillsdale Drive

Charlottesville, VA 22901-1799

434-817-5238

[llohman@jabacares.org](mailto:llohman@jabacares.org)

JEFFERSON-MADISON REGIONAL LIBRARY

John Halliday, Director

201 East Market Street

Charlottesville, VA 22902

434-979-7151, ext. 206

[halliday@jmrl.org](mailto:halliday@jmrl.org)

LEGAL AID JUSTICE CENTER

Alex R. Gulotta, Executive Director

1000 Preston Ave. Suite A

Charlottesville, VA 22902

434-977-0553

[alex@justice4all.org](mailto:alex@justice4all.org)

LITERACY VOLUNTEERS OF CHARLOTTESVILLE/ALBEMARLE

Dutchie Kidd, Executive Director

PO Box 1156, 418 7<sup>th</sup> St.

Charlottesville VA 22902

434-977-3838

[lva@avenue.org](mailto:lva@avenue.org)

MADISON HOUSE

Cindy Fredrick, Executive Director

170 Rugby Road

Charlottesville, VA 22903

434-977-7051

[Cindy@madisonhouse.org](mailto:Cindy@madisonhouse.org)

MONTICELLO AREA COMMUNITY ACTION AGENCY

Maxine McKinney, Business Manager

1025 Park St.

Charlottesville, VA 22901

434-295-3171

[Maxine@macaa.org](mailto:Maxine@macaa.org)

MUSIC RESOURCE CENTER  
Sibley W. Johns, Executive Director  
105 Ridge St.  
Charlottesville, VA 22902  
434-979-5478  
[musicresourcecenter@earthlink.net](mailto:musicresourcecenter@earthlink.net)

OFFENDER AID and RESTORATION of CHARLOTTESVILLE & ALBEMARLE,  
INC./JEFFERSON AREA COMMUNITY CORRECTIONS  
Patricia Smith, Executive Director  
750 Harris St., Suite 207  
Charlottesville, VA 22903  
434-296-2441, ext 106  
[psmith@oar-jacc.org](mailto:psmith@oar-jacc.org)

OFFICE OF THE COMMONWEALTH'S ATTORNEY/VICTIM'S WITNESS SERVICES  
PROGRAM  
Cherri Murphy, Program Director  
City of Charlottesville  
P.O. Box 911  
Charlottesville, VA 22902  
[murphyc@charlottesville.org](mailto:murphyc@charlottesville.org)

PIEDMONT CASA  
Ruth Stone, Executive Director  
100 Court Square, 3<sup>rd</sup> Fl.  
PO Box 603  
Charlottesville, VA 22902  
434-971-7515  
[pcasa@earthlink.net](mailto:pcasa@earthlink.net)

PIEDMONT HOUSING ALLIANCE  
Maggie MacInnis, Finance Director  
111 Monticello Ave., Suite 104  
Charlottesville, VA 22902  
434-817-2436  
[karenr@piedmonthousing.org](mailto:karenr@piedmonthousing.org)

REGION TEN COMMUNITY SERVICES BOARD  
Caruso Brown, Interim Director  
800 Preston Avenue  
Charlottesville, VA 22903  
434-972-1810  
[Caruso@regionten.org](mailto:Caruso@regionten.org)

SALVATION ARMY

Flora Orser, Business Manager

207 Ridge Street

Charlottesville, VA 22902

434-295-4058

[www.avenue.org/sarmy](http://www.avenue.org/sarmy)

SEXUAL ASSAULT RESOURCE AGENCY

William K. Brent, Executive Director

Nancy L. Burney, Administrative Assistant

P.O. Box 6880

Charlottesville, VA 22906

434-296-7273

SHELTER FOR HELP IN EMERGENCY

Mary Carter Lominack, Executive Director

PO Box 3013, University Station

Charlottesville, VA 22903

434-963-4676

[mcl@shelterforhelpinemergency.org](mailto:mcl@shelterforhelpinemergency.org)

THOMAS JEFFERSON EMERGENCY MANAGEMENT SERVICES COUNCIL

Mary Kathryn Allen, Executive Director

2205 Fontaine Ave., Suite 302

Charlottesville, VA 22903

434-295-6146

[www.tjems.org](http://www.tjems.org)

THOMAS JEFFERSON HEALTH DISTRICT

Susan McLeod, Director

Sandy Miller, Finance Director

11338 Rose Hill Drive

P.O. Box 7546

Charlottesville, VA 22906

434-972-6219

[www.vdh.virginia.gov](http://www.vdh.virginia.gov)

THOMAS JEFFERSON PLANNING DISTRICT COMMISSION

Billie Campbell, Chief Operating Officer

P.O. Box 1505

401 East Water Street

Charlottesville, VA 22902

434-979-1597, ext. 230

[www.tjpd.org](http://www.tjpd.org)

UNITED WAY- THOMAS JEFFERSON AREA  
Jon Nafziger, Program and Outreach Coordinator  
806 East High Street  
Charlottesville, VA 22902  
434-972-1701  
[jnafziger@unitedwaytja.org](mailto:jnafziger@unitedwaytja.org)

UNIVERSITY OF VIRGINIA  
ALDERMAN LIBRARY  
Donna Tolson, Head, Outreach and Instructional Services  
Charlottesville, VA 22902  
434-982-2957  
[dtj5k@virginia.edu](mailto:dtj5k@virginia.edu)

UNIVERSITY OF VIRGINIA  
DEPARTMENT OF ECONOMICS  
Dr. Steven Stern, Merrill Bankard Professor of Economics  
P.O. Box 400182  
2015 Ivy Road  
Charlottesville, VA 22902  
434-924-6754  
[sns5r@virginia.edu](mailto:sns5r@virginia.edu)

VIRGINIA COOPERATIVE EXTENSION—ALBEMARLE  
Jody Hall, 4-H Extension Agent  
Viola Holmes, Family & Consumer Sciences Extension Agent  
460 Stagecoach Road  
Charlottesville, VA 22902  
434-872-4580  
[jodyhall@vt.edu](mailto:jodyhall@vt.edu)

VIRGINIA DEPARTMENT OF HEALTH  
Barbara Yager, WIC Program  
P.O. Box 2448  
109 Governor Street  
Richmond, VA 23219  
804-864-7800  
[Barbara.Yager@vdh.virginia.gov](mailto:Barbara.Yager@vdh.virginia.gov)

VIRGINIA DISCOVERY MUSEUM  
Peppy Linden, Director  
Louise Trudel, Business Manager  
P.O. Box 1128  
Charlottesville, VA 22902  
434-977-1025  
[plinden@ntelos.net](mailto:plinden@ntelos.net)  
[ltrudel@ntelos.net](mailto:ltrudel@ntelos.net)

WORKSOURCE ENTERPRISES

Charles McElroy, President

1311 Carlton Avenue

Charlottesville, VA 22902

434-972-1730

[www.worksourceva.org](http://www.worksourceva.org)

## APPENDIX D

### Funding Spreadsheets

The following spreadsheets were developed to record and analyze information collected from agencies. Data were collected by agency, by program, by funding source. The funding sources were: City, County, State, Federal, Private, Other, and Fees. The following is a description of these funding source categories:

- City = City of Charlottesville budgeted general revenue funds.
- County = Albemarle County budgeted general revenue funds.
- State = Funds originating from the State of Virginia.
- Federal = Funds originating from the Federal government. An exception to this is the Medicaid program, which is listed solely in the State funding column in the Mental Health, Mental Disabilities and Substance Abuse category.
- Private = Non-public funds collected by the agency to be used within the Charlottesville/Albemarle community.
- Other = Miscellaneous funds that do not fit into the other categories. These funds include such items as interest income, roll-over funds, etc.
- Fees = Funds received from end-users (beneficiaries) of program services.

<b>EARLY CHILDHOOD DEVELOPMENT</b>	<b>City</b>	<b>County</b>	<b>State</b>	<b>Federal</b>	<b>Private</b>	<b>Fees</b>	<b>Other</b>	<b>TOTAL</b>
<b>Childcare</b>	<b>338,827</b>	<b>175,596</b>	<b>480,595</b>	<b>2,632,303</b>	<b>176,435</b>	<b>19,262</b>	<b>0</b>	<b>3,823,018</b>
-Children, Youth & Family Services (CYFS)								
----Child Care Quality Program	28,028	13,931	0	0	14,396	14,127	0	70,482
-SALVATION ARMY								
----Child Care Program	0	0	0	17,214	67,135	5,135	0	89,484
-UNITED WAY								
----Child Care Scholarships	120,766	90,415	0	295,632	82,422	0	0	589,235
----Child Care Referral Services	0	0	19,100	0	12,482	0	0	31,582
-CITY OF CHARLOTTESVILLE								
----Fee System Day Care	16,574	0	66,295	452,414	0	0	0	535,283
----TANF/VIEW Day Care	95,000	0	281,200	573,800	0	0	0	950,000
----Child Day Care Administration	78,459	0	0	187,784	0	0	0	266,243
----Head Start Day Care	0	0	0	100,000	0	0	0	100,000
-ALBEMARLE COUNTY								
----Child Care Services	0	71,250	114,000	975,435	0	0	0	1,160,685
----Head Start Day Care	0	0	0	30,024	0	0	0	30,024
<b>Home Visiting</b>	<b>268,218</b>	<b>290,317</b>	<b>357,739</b>	<b>57,546</b>	<b>162,377</b>	<b>22,468</b>	<b>31,254</b>	<b>1,189,919</b>
-CYFS								
----Healthy Families/Family Partners	33,451	33,451	141,301	0	84,957	265	13,729	307,154
ARC OF THE PIEDMONT								
----Infant Development Project	7,534	20,633	0	0	37,414	5,503	0	71,084
-MACAA								
----Jefferson Area CHIP	21,233	21,233	145,018	57,546	40,006	4,000	17,525	306,561
-THOMAS JEFFERSON HEALTH DISTRICT								
----Jefferson Area CHIP	206,000	215,000	71,420	0	0	12,700	0	505,120
<b>Early Education and Development/Intervention</b>	<b>1,136,452</b>	<b>523,249</b>	<b>456,449</b>	<b>1,625,369</b>	<b>308,810</b>	<b>142,417</b>	<b>264,535</b>	<b>4,457,281</b>
-MACAA								
----Head Start	62,137	40,911	0	1,570,149	35,921	0	264,535	1,973,653
-CYFS								
----Play Partners	5,597	5,597	0	0	19,680	0	0	30,874
----STAR Kids	0	0	41,700	0	10,488	1,696	0	53,884
-ALBEMARLE COUNTY								
----Bright Stars	0	468,481	194,333	0	4,750	0	0	667,564
-CITY OF CHARLOTTESVILLE								
----Pre-K Program	1,063,501	0	215,416	55,220	0	0	0	1,334,137
-VIRGINIA DISCOVERY MUSEUM	5,217	8,260	5,000	0	237,971	140,721	0	397,169
<b>Total</b>	<b>1,743,497</b>	<b>989,162</b>	<b>1,294,783</b>	<b>4,315,218</b>	<b>647,622</b>	<b>184,147</b>	<b>295,789</b>	<b>9,470,218</b>

<b>YOUTH DEVELOPMENT</b>	<b>City</b>	<b>County</b>	<b>State</b>	<b>Federal</b>	<b>Private</b>	<b>Fees</b>	<b>TOTAL</b>
<b>Personal Enrichment</b>	<b>79,225</b>	<b>50,455</b>	<b>42,600</b>	<b>94,000</b>	<b>520,832</b>	<b>17,493</b>	<b>804,605</b>
-MUSIC RESOURCE CENTER	44,584	5,638	5,300	0	127,169	3,991	186,682
-VIRGINIA COOPERATIVE EXTENSION							
----4-H Youth Development Program	11,130	31,304	37,300	0	0	9,022	88,756
-COMPUTERS FOR KIDS	18,711	8,713	0	0	205,663	0	233,087
-BOYS & GIRLS CLUB							
----Youth Development Program	4,800	4,800	0	94,000	188,000	4,480	296,080
<b>Supplementary Education and Tutoring</b>	<b>99,758</b>	<b>35,926</b>	<b>44,438</b>	<b>17,421</b>	<b>58,492</b>	<b>0</b>	<b>256,035</b>
-MACAA							
----Project Discovery Elementary	16,565	15,146	0	6,292	8,884	0	46,887
----Project Discovery High School	23,926	20,780	44,438	6,272	11,698	0	107,114
----Parents in Education	39,267	0	0	4,857	4,006	0	48,130
-CALM							
----After-School Tutoring	20,000	0	0	0	33,904	0	53,904
<b>Job Training and Workskills Development</b>	<b>0</b>	<b>0</b>	<b>0</b>	<b>142,504</b>	<b>0</b>	<b>0</b>	<b>142,504</b>
-FOCUS WOMEN'S RES. CTR							
----Teensight (Workforce)	0	0	0	142,504	0	0	142,504
<b>Service Learning</b>	<b>121,172</b>	<b>73,892</b>	<b>248,263</b>	<b>97,475</b>	<b>4,195</b>	<b>0</b>	<b>544,997</b>
-COMMUNITY ATTENTION							
----TeensGIVE	121,172	73,892	248,263	97,475	4,195	0	544,997
<b>Total</b>	<b>300,155</b>	<b>160,273</b>	<b>335,301</b>	<b>351,400</b>	<b>583,519</b>	<b>17,493</b>	<b>1,748,141</b>

Housing Assistance	City	County	State	Federal	Private	Fees	Other	Total
<b>Homeownership Loans</b>	<b>146,746</b>	<b>280,000</b>	<b>0</b>	<b>703,018</b>	<b>0</b>	<b>0</b>	<b>0</b>	<b>1,129,764</b>
-CRHA								
----Housing Opportunities Program	30,000	0	0	0	0	0	0	30,000
----Downpayment and Housing Assistance	55,876	0	0	0	0	0	0	55,876
-PHA								
----Downpayment and Housing Assistance	32,104	280,000	0	566,748	0	0	0	878,852
----Project Development	28,766	0	0	0	0	0	0	28,766
-TJPCDC								
----HOME & ADDI Funds	0	0	0	136,270	0	0	0	136,270
<b>Property Tax Relief</b>	<b>816,658</b>	<b>454,706</b>	<b>0</b>	<b>0</b>	<b>0</b>	<b>0</b>	<b>0</b>	<b>1,271,364</b>
----Property Tax Relief (AC & CC)	816,658	454,706	0	0	0	0	0	1,271,364
<b>Rental Assistance</b>	<b>123,862</b>	<b>193,016</b>	<b>0</b>	<b>6,370,169</b>	<b>2,247</b>	<b>940,622</b>	<b>0</b>	<b>7,629,916</b>
-CITY OF CHARLOTTESVILLE								
----Rent Relief	93,774	0	0	0	0	0	0	93,774
-CRHA								
----Housing Choice Voucher Program (Sect. 8)	0	0	0	2,242,961	0	0	0	2,242,961
----Public Housing	30,088	0	0	1,127,208	0	940,622	0	2,097,918
-AHIP								
----Development of Affordable Rental Property	0	48,016	0	0	2,247	0	0	50,263
-ALBEMARLE COUNTY								
----Housing Choice Voucher Program (Sect. 8)	0	145,000	0	3,000,000	0	0	0	3,145,000
<b>Education and Counseling</b>	<b>43,985</b>	<b>55,000</b>	<b>0</b>	<b>75,283</b>	<b>41,011</b>	<b>0</b>	<b>0</b>	<b>215,279</b>
-PHA								
----Housing Counseling	43,985	0	0	31,283	41,011	0	0	116,279
-ALBEMARLE COUNTY								
----Family Self-Sufficiency Program	0	0	0	44,000	0	0	0	44,000
----Homebuyer's Club	0	55,000	0	0	0	0	0	55,000
<b>Transitional Housing</b>	<b>3,629</b>	<b>1,815</b>	<b>83,712</b>	<b>56,317</b>	<b>119,631</b>	<b>45,900</b>	<b>0</b>	<b>311,004</b>
-SALVATION ARMY								
----Transitional Housing Program	0	0	67,712	45,113	71,100	45,900	0	229,825
-MACAA								
----Hope House	3,629	1,815	16,000	11,204	48,531	0	0	81,179
<b>Repair Assistance</b>	<b>85,449</b>	<b>370,914</b>	<b>5,938</b>	<b>1,109,489</b>	<b>38,494</b>	<b>2,447</b>	<b>150,214</b>	<b>1,762,945</b>
-AHIP								

----Rehab. & Emer. Home Repair Program (AC)	0	370,914	5,938	453,422	24,557	2,447	150,214	1,007,492
----Charlottesville Housing Rehabilitation (CC)	85,449	0	0	476,107	13,937	0	0	575,493
-PHA								
----Repair & Rehab. Program	0	0	0	6,690	0	0	0	6,690
-TJPD								
----HOME & ADDI Funds	0	0	0	173,270	0	0	0	173,270
<b>Housing Support For Elderly and Disabled</b>	<b>193,097</b>	<b>57,488</b>	<b>1,680,197</b>	<b>628,003</b>	<b>286,496</b>	<b>1,560,634</b>	<b>537,289</b>	<b>4,943,204</b>
-REGION TEN								
----All Housing Services	180,597	4,988	117,279	301,422	0	0	460,716	1,065,002
-JABA								
----Mountainside Senior Living	12,500	12,500	694,327	0	266,878	773,984	55,272	1,815,461
----Woods Edge Elderly Apartments	0	40,000	0	0	0	703,302	21,301	764,603
-ARC OF THE PIEDMONT								
----Intermediate Care Facilities	0	0	868,591	0	19,618	83,348	0	971,557
-PHA								
----Mainstream Housing Vouchers for Persons w/Dis.	0	0	0	326,581	0	0	0	326,581
<b>Housing Information and Advocacy</b>	<b>5,927</b>	<b>5,279</b>	<b>0</b>	<b>60,735</b>	<b>8,031</b>	<b>0</b>	<b>0</b>	<b>79,972</b>
-PHA								
----Fair Housing	5,927	5,279	0	60,735	8,031	0	0	79,972
<b>Homeless Assistance and Prevention</b>	<b>4,000</b>	<b>4,000</b>	<b>220,638</b>	<b>143,794</b>	<b>287,588</b>	<b>0</b>	<b>0</b>	<b>660,020</b>
-TJPD								
----Homeless Coalition	4,000	4,000	76,844	0	0	0	0	84,844
-SALVATION ARMY								
----Emergency Shelter	0	0	143,794	143,794	287,588	0	0	575,176
<b>Total</b>	<b>1,423,353</b>	<b>1,422,218</b>	<b>1,990,485</b>	<b>9,146,808</b>	<b>783,498</b>	<b>2,549,603</b>	<b>687,503</b>	<b>18,003,468</b>

<b>TRANSPORTATION ASSISTANCE</b>	<b>City</b>	<b>County</b>	<b>State</b>	<b>Federal</b>	<b>Fees</b>	<b>Other</b>	<b>TOTAL</b>
<b>General Public Transportation</b>	<b>871,456</b>	<b>288,493</b>	<b>743,615</b>	<b>1,404,570</b>	<b>405,550</b>	<b>591,832</b>	<b>4,305,516</b>
-CHARLOTTESVILLE TRANSIT SERVICE							
----Bus Services	857,956	241,793	743,615	1,047,056	401,550	588,047	3,880,017
-TJPDC							
----Rideshare Program	13,500	46,700	0	357,514	4,000	0	421,714
-MACAA							
----Wheels to Work	0	0	0	0	0	3,785	3,785
<b>Handicapped &amp; Elderly Transportation</b>	<b>517,262</b>	<b>487,741</b>	<b>714,789</b>	<b>1,055,907</b>	<b>817,211</b>	<b>0</b>	<b>3,592,910</b>
-JAUNT	517,262	487,741	714,789	1,055,907	817,211	0	3,592,910
<b>Total</b>	<b>1,388,718</b>	<b>776,234</b>	<b>1,458,404</b>	<b>2,460,477</b>	<b>1,222,761</b>	<b>591,832</b>	<b>7,898,426</b>

<b>COMMUNITY EDUCATION AND RECREATION SERVICES</b>	<b>City</b>	<b>County</b>	<b>State</b>	<b>Federal</b>	<b>Private</b>	<b>Fees</b>	<b>TOTAL</b>
<b>Parks and General Recreation</b>	<b>4,981,205</b>	<b>2,056,239</b>	<b>0</b>	<b>47,000</b>	<b>94,000</b>	<b>1,718,989</b>	<b>8,897,433</b>
-CITY & COUNTY							
Parks--Supervision and Maintenance	2,858,805	1,398,084	0	0	0	65,000	4,321,889
Athletics	312,000	18,770	0	0	0	214,715	545,485
Aquatics (Summer Swim Program)	855,000	162,033	0	0	0	280,000	1,297,033
Community Centers	489,000	55,651	0	0	0	25,000	569,651
Therapeutics	234,000	54,361	0	0	0	13,000	301,361
Seniors	44,000	6,030	0	0	0	1,500	51,530
Youth Enrichment	186,000	280,443	0	0	0	71,000	537,443
Greenways	0	78,467	0	0	0	0	78,467
Golf Courses	0	0	0	0	0	1,046,534	1,046,534
-BOYS & GIRLS CLUBS							
----Recreation	2,400	2,400	0	47,000	94,000	2,240	148,040
<b>Vocational Training</b>	<b>0</b>	<b>0</b>	<b>650,662</b>	<b>619,178</b>	<b>0</b>	<b>0</b>	<b>1,269,840</b>
-CITY OF CHARLOTTESVILLE							
----VA Initiative for Employm. Not Welfare (VIEW)	0	0	266,355	510,578	0	0	776,933
-ALBEMARLE COUNTY							
----Albemarle Career Center	0	0	15,200	22,800	0	0	38,000
----Employment and Support Services (VIEW)	0	0	57,200	85,800	0	0	143,000
-TJPDC							
----Piedmont Workforce Network	0	0	311,907	0	0	0	311,907
<b>Libraries</b>	<b>1,100,000</b>	<b>2,400,000</b>	<b>499,200</b>	<b>0</b>	<b>100,000</b>	<b>100,000</b>	<b>4,199,200</b>
----Jefferson-Madison Regional Library	1,100,000	2,400,000	499,200	0	100,000	100,000	4,199,200
<b>Family/Adult Education</b>	<b>19,412</b>	<b>29,402</b>	<b>37,300</b>	<b>10,000</b>	<b>49,371</b>	<b>460</b>	<b>145,945</b>
-VIRGINIA COOPERATIVE EXT							
----Family and Consumer Sciences	0	0	27,300	10,000	0	0	37,300
-LITERACY VOLUNTEERS OF C-A							
----Adult Literacy Tutoring	19,412	29,402	10,000	0	49,371	460	108,645
<b>Family Support</b>	<b>33,591</b>	<b>31,349</b>	<b>0</b>	<b>30,087</b>	<b>8,937</b>	<b>0</b>	<b>103,964</b>
-MACAA							
----Family Support and Development	33,591	31,349	0	30,087	8,937	0	103,964
<b>Parenting Education</b>	<b>19,575</b>	<b>19,575</b>	<b>55,046</b>	<b>5,000</b>	<b>15,696</b>	<b>19,707</b>	<b>134,599</b>
-CYFS							
----Family Connections Program	2,000	2,000	45,946	0	15,301	10,858	76,105
-VIRGINIA COOPERATIVE EXT							
----Parenting Program	0	0	9,100	5,000	0	0	14,100
-PARTNERSHIP FOR CHILDREN	17,575	17,575	0	0	395	8,849	44,394

<b>Volunteer Services</b>	<b>7,788</b>	<b>12,033</b>	<b>63,500</b>	<b>44,147</b>	<b>134,441</b>	<b>37,014</b>	<b>298,923</b>
-ALBEMARLE COUNTY							
----Americorps	0	2,613	0	10,450	0	0	13,063
-MADISON HOUSE	6,588	8,220	63,500	0	87,441	35,894	201,643
-CITY OF CHARLOTTESVILLE							
----Community Corps	0	0	0	10,197	0	0	10,197
-BOYS & GIRLS CLUBS							
----Volunteerism	1,200	1,200	0	23,500	47,000	1,120	74,020
<b>Planning &amp; Research</b>	<b>103,815</b>	<b>103,815</b>	<b>0</b>	<b>0</b>	<b>0</b>	<b>0</b>	<b>207,630</b>
-COMMISSION ON CHILDREN & FAMILIES							
----Planning & Research	103,815	103,815	0	0	0	0	207,630
<b>TOTAL</b>	<b>6,265,386</b>	<b>4,652,413</b>	<b>1,305,708</b>	<b>755,412</b>	<b>402,445</b>	<b>1,876,170</b>	<b>15,257,535</b>

<b>FAMILY AND COMMUNITY SAFETY</b>	<b>City</b>	<b>County</b>	<b>State</b>	<b>Federal</b>	<b>Private</b>	<b>Fees</b>	<b>Other</b>	<b>TOTAL</b>
<b>Detention and Rehabilitation Services</b>	<b>962,547</b>	<b>994,579</b>	<b>1,245,474</b>	<b>234,717</b>	<b>11,400</b>	<b>14,124</b>	<b>41,273</b>	<b>3,504,114</b>
-BLUE RIDGE JUVENILE DET. CTR								
----City of Charlottesville	762,876	0	351,877	2,662	0	0	0	1,117,415
----Albemarle County	0	780,642	366,239	2,771	0	0	0	1,149,652
-COMPREHENSIVE SERVICES ACT								
----Charlottesville Non-Mandated (Juvenile Justice)	70,334	0	159,140	0	0	0	0	229,474
----Albemarle Co. Non-Mandated (Juvenile Justice)	0	45,535	56,242	0	0	0	0	101,777
-Offender Aid & Restoration								
----Pretrial Services	37,264	19,995	106,798	0	2,063	7,316	2,989	176,425
----Local Probation/Community Services	9,320	4,998	150,922	0	0	6,808	3,233	175,281
----Drug Court Program	31,375	53,576	39,794	162,882	0	0	14,801	302,428
----Criminal Justice Planner	8,774	18,837	0	0	0	0	20,250	47,861
----Re-entry program	42,604	70,996	9,317	66,402	9,337	0	0	198,656
-COMMISSION ON CHILDREN & FAMILIES								
----Electronic Monitoring	0	0	5,145	0	0	0	0	5,145
<b>Victim's Services</b>	<b>469,842</b>	<b>474,808</b>	<b>868,272</b>	<b>820,870</b>	<b>661,426</b>	<b>160</b>	<b>15,055</b>	<b>3,310,433</b>
-Children, Youth & Family Services (CYFS)								
----VOCA	3,000	3,000	34,072	0	13,163	160	0	53,395
-Shelter for Help in Emergency (SHE)								
----Residential Client Services	33,505	29,737	20,814	98,967	108,157	0	0	291,180
----Outreach Services	25,128	22,304	0	51,952	77,137	0	0	176,521
----Community Education and Training	25,128	22,304	0	48,407	67,114	0	0	162,953
-Piedmont Court Appointed Special Advocates	0	0	40,209	51,867	206,141	0	10,586	308,803
-Sexual Assault Resource Agency	22,866	22,866	195,789	0	189,714	0	4,469	435,704
-CITY OF CHARLOTTESVILLE								
----Adult Protective Services	180,680	0	2,751	230,829	0	0	0	414,260
----Child Protective Services	179,535	0	2,751	226,250	0	0	0	408,536
----Victims' Witness Services	0	0	28,149	112,598	0	0	0	140,747
-ALBEMARLE COUNTY								
----Adult Protective Services	0	148,892	223,337	0	0	0	0	372,229
----Child Protective Services	0	159,260	238,889	0	0	0	0	398,149
----Victims' Witness Services	0	66,445	81,511	0	0	0	0	147,956
<b>Youth Crisis and Intervention Services</b>	<b>3,305,357</b>	<b>3,953,955</b>	<b>11,133,286</b>	<b>7,665,815</b>	<b>199,717</b>	<b>2,535</b>	<b>16,599</b>	<b>26,277,264</b>
-CYFS								
----Runaway Emergency Services Program	4,056	4,056	0	149,036	5,170	110	0	162,428
-COMMUNITY ATTENTION	205,699	136,352	623,862	312,982	0	185	0	1,279,080
-FOCUS								
----Teensight (Pregnancy)	21,622	27,026	55,000	250,978	57,609	0	0	412,235
-CITY OF CHARLOTTESVILLE								

----Tri-Area Foster Families	48,569	0	0	310,067	0	0	0	358,636
----Foster Care--IV E	645,875	0	1,456,603	2,001,811	0	0	0	4,104,289
----Adoption	71,207	0	526,100	487,272	0	0	0	1,084,579
----Family Preservation/Foster Care Prevention	96,792	0	0	234,451	0	0	0	331,243
----Independent Living	135,124	0	0	213,494	0	0	16,599	365,217
----CSA Foster Care	1,357,767	0	3,030,172	0	0	0	0	4,387,939
----CSA Foster Care Prevention	111,828	0	246,826	0	0	0	0	358,654
----CSA Special Education Services	277,358	0	626,513	0	0	0	0	903,871
----Medicaid Payments for CSA Services	272,023	0	614,624	886,647	0	0	0	1,773,294
-ALBEMARLE COUNTY								
----Tri-Area Foster Families	0	45,600	0	0	0	0	0	45,600
----Foster Care--IV E	0	502,726	31,297	1,592,218	0	0	0	2,126,241
----Adoption	0	217,786	273,914	234,253	0	0	0	725,953
----Family Support	0	157,624	0	427,154	0	0	0	584,778
----Independent Living Program	0	22,800	0	0	0	0	0	22,800
----CSA Foster Care	0	1,201,749	1,458,118	0	0	0	0	2,659,867
----CSA Foster Care Prevention	0	137,140	169,386	0	0	0	0	306,526
----CSA Special Education Services	0	1,202,588	1,485,355	0	0	0	0	2,687,943
----Medicaid Payments for Services	0	272,579	472,961	472,961	0	0	0	1,218,501
-COMMISSION ON CHILDREN & FAMILIES								
----CSA Coordination	38,830	12,330	30,522	0	0	0	0	81,682
-CITY OF CHARLOTTESVILLE								
----Child Welfare Field Instructor	5,008	0	0	1,602	42,938	0	0	49,548
-BOYS & GIRLS CLUBS								
----Intervention Services	2,400	2,400	0	47,000	94,000	2,240	0	148,040
-COMMISSION ON CHILDREN & FAMILIES								
----Juvenile Justice Coordinator	11,199	11,199	32,033	25,315	0	0	0	79,746
----JABG	0	0	0	18,574	0	0	0	18,574
<b>Legal Services</b>	<b>33,888</b>	<b>21,851</b>	<b>191,233</b>	<b>1,057</b>	<b>102,176</b>	<b>72,769</b>	<b>5,346</b>	<b>428,320</b>
-LEGAL AID								
----Civil Advocacy Program	33,888	21,851	133,274	1,057	47,855	51,519	5,346	294,790
----Elder Law	0	0	57,959	0	35,598	21,250	0	114,807
----Legal Assistance and Education to Families	0	0	0	0	18,723	0	0	18,723
<b>Total</b>	<b>4,771,634</b>	<b>5,445,193</b>	<b>13,438,265</b>	<b>8,722,459</b>	<b>974,719</b>	<b>89,588</b>	<b>78,273</b>	<b>33,520,131</b>

<b>HEALTH CARE</b>	<b>City</b>	<b>County</b>	<b>State</b>	<b>Federal</b>	<b>Private</b>	<b>Fees</b>	<b>Other</b>	<b>TOTAL</b>
<b>Primary Care</b>	<b>49,832</b>	<b>46,875</b>	<b>813,997</b>	<b>1,730,955</b>	<b>733,807</b>	<b>11,499</b>	<b>193,383</b>	<b>3,580,348</b>
-ALBEMARLE COUNTY								
----State/Local Hospitalization Program	0	34,016	0	131,709	0	0	0	165,725
----FAMIS	0	0	441,755	821,724	0	0	0	1,263,479
-CITY OF CHARLOTTESVILLE								
----FAMIS Administration	6,583	0	0	0	0	0	0	6,583
----FAMIS	0	0	335,734	624,510	0	0	0	960,244
----State/Local Hospitalization	30,540	0	5,231	132,073	0	0	0	167,844
----Respite Care	0	0	4,277	7,723	0	0	0	12,000
-BLUE RIDGE MEDICAL CENTER								
----Latino Lay Health Promoter Program	0	5,150	0	13,216	18,885	1,500	0	38,751
-CHARLOTTESVILLE FREE CLINIC								
----Medical Services	5,709	5,709	0	0	298,638	0	193,383	503,439
----Pharmacy Services	7,000	2,000	27,000	0	128,200	9,999	0	174,199
-SALVATION ARMY								
----Medical Assistance Program	0	0	0	0	288,084	0	0	288,084
<b>Medicaid and Medicare Benefits</b>	<b>212,864</b>	<b>79,739</b>	<b>62,098,342</b>	<b>109,092,224</b>	<b>0</b>	<b>0</b>	<b>0</b>	<b>171,483,169</b>
-ALBEMARLE COUNTY								
----Medicaid Administration	0	79,739	186,058	0	0	0	0	265,797
----Medicaid Benefits	0	0	26,771,251	0	0	0	0	26,771,251
----Medicare Benefits	0	0	0	57,426,716	0	0	0	57,426,716
-CITY OF CHARLOTTESVILLE								
----Medicaid Administration	212,864	0	91,538	292,742	0	0	0	597,144
----Medicaid Benefits	0	0	35,049,495	0	0	0	0	35,049,495
----Medicare Benefits	0	0	0	51,372,766	0	0	0	51,372,766
<b>Public Health</b>	<b>323,955</b>	<b>361,413</b>	<b>1,285,314</b>	<b>2,276,085</b>	<b>143,918</b>	<b>475,419</b>	<b>83,217</b>	<b>4,949,321</b>
-AIDS/HIV SERVICES GROUP								
----Client Services Program	12,955	4,635	0	226,891	20,183	0	0	264,664
----Education and Prevention	0	0	314,695	340,827	118,201	0	83,217	856,940
-TJ EMS COUNCIL								
----All Programs	11,392	20,260	195,050	0	0	4,800	0	231,502

-THOMAS JEFFERSON HEALTH DISTRICT								
Family Planning Services	31,279	26,061	77,693	69,146	0	22,200	0	226,379
Dental Services	50,879	43,342	35,916	44,368	0	65,450	0	239,955
Immunization Services	21,317	38,338	78,098	40,266	0	170,310	0	348,329
Communicable Disease Control	82,164	80,603	235,735	140,094	0	60,000	0	598,596
(Screening for) Nursing Home & Personal Care Services	6,722	5,601	16,697	0	0	6,155	0	35,175
Chronic Disease Prevention & Control	4,442	20,238	31,245	31,227	5,534	0	0	92,686
Maternal & Child Health services - non-CHIP	23,833	30,956	72,763	0	0	0	0	127,552
WIC Admin & Exec (excludes food & formula)	3,227	3,227	8,672	194,541	0	0	0	209,667
WIC Benefits	0	0	0	1,150,636	0	0	0	1,150,636
Infrastructure & General Public Health	75,745	88,152	218,750	38,089	0	146,504	0	567,240
<b>Total</b>	<b>586,651</b>	<b>488,027</b>	<b>64,197,653</b>	<b>113,099,264</b>	<b>877,725</b>	<b>486,918</b>	<b>276,600</b>	<b>180,012,838</b>

<b>MENTAL HEALTH, MENTAL DISABILITY &amp; SUBSTANCE ABUSE</b>	<b>City</b>	<b>County</b>	<b>State</b>	<b>Federal</b>	<b>Private</b>	<b>Fees</b>	<b>Other</b>	<b>TOTAL</b>
<b>Mental Health</b>	<b>255,835</b>	<b>360,730</b>	<b>9,796,523</b>	<b>653,585</b>	<b>0</b>	<b>649,952</b>	<b>491,906</b>	<b>12,208,531</b>
-REGION TEN	255,835	360,730	9,796,523	653,585		649,952	491,906	12,208,531
<b>Mental Disability</b>	<b>239,456</b>	<b>125,761</b>	<b>9,224,209</b>	<b>558,453</b>	<b>121,603</b>	<b>242,879</b>	<b>709,447</b>	<b>11,221,808</b>
-ARC OF THE PIEDMONT								
----Community Living Programs	0	0	1,016,571	0	15,714	166,085	3,685	1,202,055
----Adult Activity Centers	0	0	291,660	0	60,255	4,794	0	356,709
-REGION TEN	142,456	120,761	6,921,622	23,203	0	0	0	7,208,042
-TJ PLANNING DISTRICT COMMISSION								
----Disability Services Board	0	0	22,000	0	0	0	0	22,000
WORKSOURCE ENTERPRISES	97,000	5,000	972,356	535,250	45,634	72,000	705,762	2,433,002
<b>Substance Abuse</b>	<b>713,955</b>	<b>101,280</b>	<b>745,452</b>	<b>1,051,037</b>	<b>0</b>	<b>325,845</b>	<b>0</b>	<b>2,937,569</b>
-REGION TEN	713,955	101,280	745,452	1,051,037	0	325,845	0	2,937,569
<b>TOTAL</b>	<b>1,209,246</b>	<b>587,771</b>	<b>19,766,184</b>	<b>2,263,075</b>	<b>121,603</b>	<b>1,218,676</b>	<b>1,201,353</b>	<b>26,367,908</b>

<b>SENIOR SERVICES</b>	<b>City</b>	<b>County</b>	<b>State</b>	<b>Federal</b>	<b>Private</b>	<b>Fees</b>	<b>TOTAL</b>
<b>Home Care and Assistance</b>	<b>78,116</b>	<b>145,883</b>	<b>1,406</b>	<b>165,207</b>	<b>21,895</b>	<b>5,932</b>	<b>418,439</b>
-Jefferson Area Board for Aging (JABA)							
----Cool-Aid\Home Safety and Repair	30,347	23,333	856	0	21,895	5,932	82,363
-ALBEMARLE COUNTY							
----Home Based Companion Services	0	122,550	0	72,511	0	0	195,061
-CITY OF CHARLOTTESVILLE							
----Adult Services	47,769	0	550	92,696	0	0	141,015
<b>Counseling and Case Management</b>	<b>23,445</b>	<b>14,640</b>	<b>20,960</b>	<b>159,108</b>	<b>54,906</b>	<b>2,473</b>	<b>275,532</b>
-JABA							
----Case Management	23,445	14,640	20,960	159,108	54,906	2,473	275,532
<b>General Healthcare</b>	<b>56,167</b>	<b>70,354</b>	<b>221,042</b>	<b>16,642</b>	<b>116,811</b>	<b>175,938</b>	<b>656,954</b>
-JABA							
----Adult Day Healthcare Centers	43,427	49,822	221,042	14,491	83,333	175,938	588,053
----Health Services Program	12,740	20,532	0	2,151	33,478	0	68,901
<b>Community Centers and Community Involvement</b>	<b>126,887</b>	<b>86,503</b>	<b>32,263</b>	<b>165,658</b>	<b>72,291</b>	<b>0</b>	<b>483,602</b>
-JABA							
----Senior Centers	98,363	78,672	32,263	120,790	72,291	0	402,379
----Volunteer Services	28,524	7,831	0	44,868	0	0	81,223
<b>Total</b>	<b>284,615</b>	<b>317,380</b>	<b>275,671</b>	<b>506,615</b>	<b>265,903</b>	<b>184,343</b>	<b>1,834,527</b>

<b>CATEGORY: FINANCIAL ASSISTANCE</b>	<b>City</b>	<b>County</b>	<b>State</b>	<b>Federal</b>	<b>Private</b>	<b>TOTAL</b>
<b>Food Stamps</b>	<b>383,217</b>	<b>161,109</b>	<b>535,771</b>	<b>7,091,349</b>	<b>0</b>	<b>8,171,446</b>
----Albemarle County	0	161,109	375,921	2,522,635	0	3,059,665
----City of Charlottesville	383,217	0	159,850	4,568,714	0	5,111,781
<b>General Relief</b>	<b>92,719</b>	<b>27,455</b>	<b>92,104</b>	<b>20,910</b>	<b>0</b>	<b>233,188</b>
----Albemarle County	0	27,455	33,345	0	0	60,800
----City of Charlottesville	92,719	0	58,759	20,910	0	172,388
<b>Auxiliary Grants</b>	<b>75,675</b>	<b>59,307</b>	<b>466,078</b>	<b>20,910</b>	<b>0</b>	<b>621,970</b>
----Albemarle County	0	59,307	202,376	17,164	0	278,847
----City of Charlottesville	75,675	0	246,538	20,910	0	343,123
<b>TANF</b>	<b>87,799</b>	<b>79,739</b>	<b>292,272</b>	<b>1,896,429</b>	<b>0</b>	<b>2,356,239</b>
----Albemarle County	0	79,739	204,389	224,189	0	508,317
----City of Charlottesville	87,799	0	87,883	1,672,240	0	1,760,123
<b>Emergency Aid</b>	<b>70,444</b>	<b>35,222</b>	<b>0</b>	<b>0</b>	<b>17,376</b>	<b>123,042</b>
----MACAA--Cares	70,444	35,222	0	0	17,376	123,042
<b>Energy Assistance</b>	<b>8,647</b>	<b>2,850</b>	<b>16,150</b>	<b>355,805</b>	<b>0</b>	<b>383,452</b>
----Albemarle County	0	2,850	16,150	187,786	0	206,786
----City of Charlottesville	8,647	0	0	168,019	0	176,666
<b>Fraud Administration</b>	<b>0</b>	<b>0</b>	<b>31,843</b>	<b>31,843</b>	<b>0</b>	<b>63,686</b>
----City of Charlottesville	0	0	25,870	25,870	0	51,740
----Albemarle County	0	0	5,973	5,973	0	11,946
<b>Refugee Assistance</b>	<b>9,405</b>	<b>11,400</b>	<b>30,523</b>	<b>18,971</b>	<b>0</b>	<b>70,299</b>
----Albemarle County	0	11,400	26,600	1,425	0	39,425
----City of Charlottesville	9,405	0	3,923	17,546	0	30,874
<b>Total</b>	<b>727,906</b>	<b>377,082</b>	<b>1,464,741</b>	<b>9,436,217</b>	<b>17,376</b>	<b>12,023,322</b>

## APPENDIX E

### AGE DISTRIBUTION METHODOLOGY

Information on the age of beneficiaries was requested via the questionnaire sent to each agency. In some cases, actual distribution of age of beneficiaries was available. In other cases, it was not. And, in some cases where actual data were available, the age distributions were not in uniform age groupings that could be aggregated for the entire report. Therefore, age information in this report was analyzed by category only. The differences in the age groupings for each category can be seen in the following table.

Categories	Infant	Child	Adolescent	Adult	Senior
Financial Assistance	0-5	6-11	12-17	18-60	60+
Housing	0-5	6-11	12-17	18-60	60+
Early Childhood Development	0-5	--	--	--	--
Youth Development	--	6-11	12-17	18-21	--
Family and Community Safety	0-5	6-11	12-17	18-60	60+
Community Education and Service	0-5	6-11	12-17	18-60	60+
Health	0-5	6-11	12-17	18-60	60+
Senior Services	--	--	--	--	60+
Transportation	--	0-18	--	18-65	65+
Mental Health, Mental Disability and Substance Abuse	0-5	6-11	12-17	18-65	65+

For categories where information was available and could be aggregated, the information was simply reported. The categories with actual available data were: Early Childhood Development; Youth Development; Transportation Assistance; Mental Health, Mental Disability and Substance Abuse; and Senior Services. In these instances, reported age distributions are actual percentages of beneficiaries in each age grouping. These estimates are not of actual cost per beneficiaries.

Given an available age distribution for each of the programs within a given category, one may aggregate this information to surmise the age distribution for the category with the following formula.

$$\% \text{ of Beneficiaries in Age Group } g = \left( \sum_{i=1}^n (\text{Program Total Funding}_i) \times \pi_{ig} \right) / \text{Total Funding in the Category}$$

An individual program is indexed by the subscript (i) and each age group (Infant, Child, Adolescent, Adult, and Senior) is indexed by the subscript (g). The percentage of beneficiaries in age group (g) and participating in program (i) is given by  $\pi_i$ . A weighted average is taken over the age distributions for each program. The program's total funding amount serves as the weights in this equation. Further, if one is willing to assume that costs are uniform across age groups within a program, then the numerator in the formula provides the amount of expenditures for age group g within the category.

In cases where age data were not available, federal, state and local sources were consulted and an estimate of funding by age was made if the data were applicable to the Charlottesville/Albemarle community. These estimates are not of actual beneficiaries, but rather of the distribution of funds over the age groupings. To calculate these estimates, the percentage distribution of age for each program was multiplied by the funding for the program. Then the funding for the age grouping was aggregated by subcategory and then category to arrive at a total distribution. The categories that were estimated in this manner were: Housing Assistance; Health Care; and Financial Assistance. The following is an example of the Excel spreadsheets that were developed to calculate these estimates.

CATEGORY	TOTAL	AGE DISTRIBUTION					FUNDING DISTRIBUTION BY AGE GROUPING				
		0-5	6-11	12-17	18-60	60+	0-5	6-11	12-17	18-60	60+
<b>FINANCIAL ASSISTANCE</b>	<b>FUNDING</b>										
Food Stamps	\$8,171,446	17%	21%	13%	41%	9%	\$1,380,974	\$1,675,146	\$1,086,802	\$3,325,779	\$694,573
General Relief	\$233,188	17%	21%	13%	41%	9%	\$39,409	\$47,804	\$31,014	\$94,908	\$19,821
Auxiliary Grants For Aged & Disabled	\$621,970	0%	6%	4%	53%	37%	\$0	\$38,706	\$26,520	\$327,988	\$228,756
Temp. Assistance to Needy Families	\$2,356,238	14%	9%	24%	53%	0%	\$327,424	\$207,320	\$565,585	\$1,255,908	\$0
Emergency Assistance	\$123,042	17%	21%	13%	41%	9%	\$20,794	\$25,224	\$16,365	\$50,078	\$10,459
Energy Assistance	\$383,452	17%	21%	13%	41%	9%	\$64,803	\$78,608	\$50,999	\$156,065	\$32,593
Fraud Administration	\$63,686	17%	21%	13%	41%	9%	\$10,763	\$13,056	\$8,470	\$25,920	\$5,413
Refugee Assistance	\$70,299	11%	8%	12%	66%	3%	\$4,366	\$5,638	\$8,355	\$46,406	\$2,115
Total	\$12,023,322						\$1,844,168	\$2,085,864	\$1,794,111	\$5,236,646	\$991,615
Funding Distribution Total	100%						15%	17%	15%	45%	8%

For some categories, it was not possible to find applicable data to use to make an estimate of the age of beneficiaries or the age of funding by age group. These categories included: Community Education and Recreation, and Family and Community Safety.

The table that follows lists the sources of information for each program that were used to determine the age distribution for each category that is discussed in this report.

### Key

- Federal = American Factfinder for the Charlottesville/Albemarle Area
- State = Distribution provided by the Virginia Department of Social Services
- Census = Distribution provided by the 1% Public Use Microdata Sample (PUMS) files for the Charlottesville/Albemarle metro area
- PBA = Provided by Agency
- JD = Joint Distribution

<b>Agency/Program</b>	<b>Source</b>	<b>Notes</b>
<b><i>Financial Assistance</i></b>		
-Auxiliary Grants for Aged and Disabled	Census	JD of Age and Disabled
-Other programs in this category	Federal	JD of Age and Food Stamps
<b><i>Housing</i></b>		
- PHA/Housing Counseling	PBA	
- AC/Family Self-Sufficiency Program	PBA	
- AC/Homebuyer's Club	PBA	
- MACAA/Hope House	PBA	Thomas Jefferson Area Coalition for the Homeless Census 2003
- JABA/Mountainside Senior Living	PBA	
- JABA/Woods Edge Elderly Apartments	PBA	
- ARC/Intermediate Care Facilities	PBA	
-PHA/Mainstream Housing Vouchers for Persons w/Disabilities	Census	JD of Age and Disabled
-PHA/Fair Housing		
- Thomas Jefferson Planning District Commission/Homeless	PBA	Thomas Jefferson Area Coalition for the Homeless Census 2003
-Other programs in this category	Federal –Other	Section 8 housing vouchers by age
<b><i>Early Childhood Development</i></b>	PBA	All Infant programs
<b><i>Youth Development</i></b>	PBA	Each agency provides age groups
<b><i>Family and Community Safety</i></b>		
-BLUE RIDGE JUVENILE DET. CTR	Assumption	Only serves Adolescents
-OAR	ICPSR	Uniform Arrest Report: JD of age and all arrest; JD of age and drug arrest
-Adult Protective Services	State	
-Child Protective Services	State	
-Foster Care	State	
-Adoption	State	Age Distribution of Foster Care
-Tri-Area Foster Families	State	Age Distribution of Foster Care
-Family Preservation/Foster Care Prevention	State	Age Distribution of Foster Care
- Child Welfare Field Instructor	State	Age Distribution of Foster Care
- TANF-Employment Grant	State	JD of TANF and age
-Other programs in this category	PBA	

<b><i>Community Education and Service</i></b>		
-CYFS/Family Connections	PBA	
-Partnership for Children	PBA	
-Other programs in this category	Assumption	Assume to serve Adults; no age distribution was found for Parks and Recreation
<b><i>Health</i></b>		
-Charlottesville Free Clinic	PBA	
-Primary Care	Assumption	Free Clinic Age Distribution
-Blue Ridge Medical Center/Latino Lay Health Promoter Program	PBA	
-AIDS/HIV Service Group	<a href="http://www.avert.org/usastata.htm">www.avert.org/usastata.htm</a>	National HIV/AIDS age distribution
-TJ EMS	Assumption	JD of emergency room visits and age
-Family Planning Services	Assumption	Adults
-WIC	Assumption	Infant
-Immunizations	Assumption	Infant
-Dental Services	Census	JD of age and income assistance
-Communicable Disease Control	Census	Population age distribution
-Chronic Disease Prevention and Control	Assumption	Elderly
- Maternal & Child Health services - non-CHIP	Assumption	Adults
-Nursing Home & Personal care services	Assumption	Adults
-78% of Management & Facilities for Health Services	Assumption	Avg. of other Public Health Age Distributions
<b><i>Mental Health, Mental Disability and Substance Abuse</i></b>		
-Mental Health Services	Census	JD of age and Mental Health
-Region Ten/Mental Disability	PBA	
-ARC/Community Living Program	PBA	
-ARC/Adult Activity Centers	PBA	
-TJ Planning District/Disability Board	Assumption	Age Distribution from ARC/Community Living
- Worksource Enterprise	PBA	
- Region Ten/Substance Abuse	PBA	
<b><i>Senior Services</i></b>	PBA	All programs for Elderly
<b><i>Transportation</i></b>		
-CTS	PBA	
-JAUNT	PBA	

-MACAA/Wheels to Work	Assumption	Adults
-TJPDC/Rideshare Program	Assumption	Adults

## **DATA SOURCES FOR AGE CALCULATIONS**

Adult Services Annual Survey, 2002, prepared by Virginia Department of Social Services: Adult Services

Programs.

[www.dss.virginia.gov/pub/pdf/aps\\_lr2002.pdf](http://www.dss.virginia.gov/pub/pdf/aps_lr2002.pdf)

Centers for Disease Control and Prevention, HIV/AIDS Surveillance Report 2004, (Vol. 16).

Children Found to Need Child Protective Services by Age and Gender,

Virginia, July 1, 2003, through June 30, 2004

<http://www.dss.virginia.gov/family/cps/stats.html>

Fiscal Year 2003 Food Stamp Program Quality Control Sample.

[www.mathematica-mpr.com/publications/PDFs/2003Characteristics.pdf](http://www.mathematica-mpr.com/publications/PDFs/2003Characteristics.pdf)

5% PUMS for Virginia PUMA 1000 (Charlottesville/Albemarle Area),

U.S. Dept. of Commerce, Bureau of the Census. CENSUS OF POPULATION AND HOUSING, 2000 [UNITED STATES]: PUBLIC USE MICRODATA SAMPLE: 5-PERCENT SAMPLE [Computer file]. ICPSR release. Washington, DC: U.S. Dept. of Commerce, Bureau of the Census [producer], 2003. Ann Arbor, MI: Inter-University Consortium for Political and Social Research [distributor], 2003.

Online Automated Services Information System (OASIS), Virginia Department of Social Services.

Quarterly Report on the Status of the Virginia Family Access to Medicaid Insurance Security Plan,

2005 Third Quarter: July 1, 2005 through September 30, 2005,

[http://www.dmas.virginia.gov/downloads/studies\\_reports/2006-RD94.pdf](http://www.dmas.virginia.gov/downloads/studies_reports/2006-RD94.pdf).

SEX BY AGE BY TYPES OF DISABILITY FOR THE CIVILIAN

NONINSTITUTIONALIZED POPULATION 5 YEARS AND OVER [101], Universe: Civilian Non-institutionalized population 5 years and over, Data Set: Census 2000 Summary File 3 (SF 3) - Sample Data.

SEX BY AGE (HISPANIC OR LATINO) [49] - Universe: People who are Hispanic or Latino Data

Set: Census 2000 Summary File 1 (SF 1) 100-Percent Data prepared by the U.S. Census Bureau, 2001.

NOTE: For information on confidentiality protection, non-sampling error, definitions, and count corrections see: <http://factfinder.census.gov/home/en/datanotes/expsf1u.htm>.

U.S. Census Bureau, Census 2000 Summary File 1, Matrices P13 and PCT12 for State of Virginia, prepared by the U.S. Census Bureau, 2001.

Virginia's Homeless Programs For FY 2005, A Report to the House Appropriations and Senate Finance Committees, November 4, 2005.  
[www.dhcd.virginia.gov/HOUSING/PDF\\_docs/homelessupport.pdf](http://www.dhcd.virginia.gov/HOUSING/PDF_docs/homelessupport.pdf)

Virginia Expenditures on Medicare and Medicaid by Age Group,  
[www.statehealthfacts.org/](http://www.statehealthfacts.org/)

Uniform Crime Reports FBI 2004 Report (2004), Uniform Crime Reports County Data. Retrieved [Date you accessed source], from the University of Virginia, Geospatial and Statistical Data Center: <http://fisher.lib.virginia.edu/collections/stats/crime/>.  
<http://www.fbi.gov/ucr/ucr.htm>

The following guidelines provide the inclusion criteria for different data sources. On a general level, one should seek the most disaggregated data source by location. Therefore, when local area data are available this source should take priority over more aggregated sources (regional, state, and federal). In the event that local data are unavailable the following regional, state, and federal sources should be consulted in their respective order.

1. American Fact Finder provided by US Census provides data on Charlottesville and Albemarle separately on specific topics of interest.
  - a. [http://factfinder.census.gov/home/saff/main.html?\\_lang=en](http://factfinder.census.gov/home/saff/main.html?_lang=en)
  - b. The disadvantage of this resource is the inability to do user specific searches (e.g. percentage of mentally disabled children between the ages of 5-8). The tables have built in age groups, which cannot be changed.
    - i. The American Fact Finder defines age into four age groups, 0-5, 6-18, 19 – 64, 65+. The follow method is used to disaggregate the age group 6-18 into two groups of 6-11 and 12-18.
      1. Find the percentages of the population in Charlottesville and Albemarle County that fall into the age groups of 6-11 and 12-18. Let these percentages be labeled p1 and p2 respectively.
      2. Using the table generated from the American Fact Finder for the area of interest (e.g. Disability, poverty, etc.), find the percentage of individuals that fall with the age group 6-18. Let this percentage be labeled p3.
      3. Then use the formulas below to separate the larger age group (6-18) for the two smaller age groups (6-11) and (12-18) for the particular area of interest

$$\% \text{ Age 6 - 11} = \left( \frac{p1}{p1 + p2} \right) * p3$$

$$\% \text{ Age 12 - 18} = \left( \frac{p2}{p1 + p2} \right) * p3$$

2. Regional Data: 5% Public Use Microdata Sample, Census 2000
  - a. The PUMS allows the user to run specific searches on user-defined age groups.
  - b. The PUMS data does not observe children under the age of 5.
  - c. The PUMS data aggregates together Albemarle County and Charlottesville City.
3. State Data: The Virginia Department of Social Services contains several documents on age distribution for Foster Care, Child Protective Services, TANF, and Adult Protective Services.
4. Federal Data: The Congressional Budget Office provides several policy driven reports on Homelessness, Food Stamps, WIC, and other federally programs. In the event that local data are unavailable for these topics then these resources are used to substitute the local statistical measures with national measures.

The listing below provides the inclusion criteria used for specific programs in the study. In the category of income support, the age distribution for the TANF programs is constructed assuming that eligibility is based on similar criteria as that for the FAMIS health insurance program. Below are the requirements for FAMIS.

1. The individual must reside in Virginia
2. The individual must have children under the age of 19 living in the household
3. The household income may not exceed the threshold provided in the table.

FAMIS Income Limits\* (Gross Income) 24-Jan-06

Family Size	Income Limits: Yearly	Income Limits: Monthly
1	\$19600	\$1634
2	\$26400	\$2200
3	\$33200	\$2767
4	\$40000	\$3334
5	\$46800	\$3900
6	\$53600	\$4467
7	\$60400	\$5034
8	\$67200	\$5600
Each additional member	\$6800 per additional member	\$567 per additional member

In the 5% PUMS one observes the characteristics of individual households. The given restrictions are used to identify eligible household residing in the Charlottesville/Albemarle Area. The age of individuals within each eligible household is observed and the percentages of individuals in each age group is determined by the following formula:

$$\% \text{ Group}_g \mid \text{given eligible} = \frac{\sum_{h=1}^H \sum_{i=1}^n 1(\text{Age}_{ih} \text{ is in Group}_g)}{\text{Total \# of people in sample}}$$

where household is indexed by (h), the individual in the given household is indexed (i), and each age group is indexed by (g). The indicator function  $1(\bullet)$  takes the value of 1 if the age of person (i) in household (h) is within the age group (g) else the value is zero.

The joint age distribution for the elderly and disable is calculated in a similar fashion. The 5% PUMS individual records data are used to determine the age distribution by first finding the subset of individuals who are disable or who are older than 65. The sub-sample of the population is then used with equation (1) to construct the age distribution.

The distribution for age and type of crime is calculated using the Uniform Arrest Reports. The Uniform Arrest data does not provide local area information on crime but does provide crime information at the state level. The Uniform Arrest data provides a sample of individual arrest records for each state where the offender's age and type of crime is recorded. Using the previously described method the joint distribution of age and crime is constructed. In addition, the joint distribution of age and drug related crime is found for the Drug Court program.

**APPENDIX F**

**DESCRIPTION OF PROGRAMS  
BY CATEGORY, SUBCATEGORY & AGENCY**

**CATEGORY: EARLY CHILDHOOD DEVELOPMENT**

<b>SUBCATEGORY: Child Care</b>	
CHILDREN, YOUTH & FAMILY SERVICES, INC.	<u>Child Care Quality Program</u> : assists parents in finding high quality child care providers, links parents to affordable care and scholarships, and recruits potential providers.
SALVATION ARMY	<u>Child Care Program</u> : provides full-time child care services free or at reduced costs.
UNITED WAY-THOMAS JEFFERSON AREA	<u>Child Care Scholarships</u> : provides direct financial assistance to families to reduce child care expenses
	<u>Child Care Referral Services</u> : helps working parents find affordable, high-quality child care
CHARLOTTESVILLE DEPARTMENT OF SOCIAL SERVICES	<u>Fee System Day Care</u> : provides day care subsidies for families in the city of Charlottesville. Also informs parents on quality child care selection and coordinates child care programs with other development programs
	<u>TANF/VIEW Day Care</u> provides child care subsidies for families receiving temporary assistance through TANF and who will be employed with the assistance of VIEW (both federally funded programs).
	<u>Child Day Care Administration</u> : management and administration of City of Charlottesville’s Day Care programs and subsidy allocation.
	<u>Head Start Day Care</u> : provides day care funding for children and their siblings in the Head Start preschool program.

ALBEMARLE COUNTY DEPARTMENT OF SOCIAL SERVICES	<u>Child Care Services</u> : provides financial assistance for child care to low-income families.
	<u>Head Start Day Care</u> : provides day care funding for children and their siblings in the Head Start preschool program.

<b>SUBCATEGORY: Home Visiting</b>	
CHILDREN, YOUTH & FAMILY SERVICES, INC.	<u>Healthy Families/Family Partners</u> : provides in-home support and prevention services to families. Includes needs assessments, resources and referral for primary care and parenting education.
ARC OF THE PIEDMONT	<u>Infant Development Project</u> : provides in-home development assistance to families of infants with (or with potential) disabilities. Includes assessments, cognitive skills building, speech therapy and physical therapy for infants, and counseling, developmental guidance and education for parents.
MONTICELLO AREA COMMUNITY ACTION AGENCY (MACAA)	<u>Jefferson Area CHIP</u> : provides preventive health care for babies and children up to age seven. Provides in-home visits, child care and home management education, referral services and access to a primary physician
THOMAS JEFFERSON HEALTH DISTRICT	<u>Jefferson Area CHIP</u> : provides preventive health care for babies and children up to age seven. Provides in-home visits, child care and home management education, referral services and access to a primary physician

<b>SUBCATEGORY: Early Education and Development/Intervention</b>	
ALBEMARLE COUNTY DEPARTMENT OF SOCIAL SERVICES	<u>Bright Stars</u> : preschool program at select schools which focuses on early learning and social support and address risk factors that lead to early academic failure.
MONTICELLO AREA COMMUNITY ACTION AGENCY	<u>Head Start</u> : provides early education and literacy for 3-4 year-old children from low-income families. Participants learn in a classroom environment for six hours per day, 160 days of the year and use a variety of tools which provide math and literacy skills, social development and health education
CHILDREN, YOUTH & FAMILY SERVICES, INC.	<u>Play Partners</u> : assists child care providers by providing educational and enrichment activities such as learning tools, books, music and art suggestions and teacher training. Parents also receive information for enhancing child learning and literacy activities.
	<u>STAR Kids</u> : provides trained teachers who use the educational tool Al's Pals. Program primarily provides services to Head Start students.
VIRGINIA DISCOVERY MUSEUM	<u>Virginia Discovery Museum</u> : provides hands-on educational programs for children in subject areas of history, humanities, science and the arts.
CITY OF CHARLOT'TESVILLE PUBLIC SCHOOLS	<u>Pre-K Program</u> : preschool program at select schools which focuses on early learning and social support.

**CATEGORY: YOUTH DEVELOPMENT**

<b>SUBCATEGORY: Personal Enrichment</b>	
MUSIC RESOURCE CENTER	<u>Music Resource Center</u> : provides daily after-school educational activities for teens. Programs focus on musical skills and also seek to build life and work skills for participants
VIRGINIA COOPERATIVE EXTENSION	<u>4-H Youth Development Program</u> : provides hands-on educational and leadership programs for youth in the subject areas of natural science, environmental education, arts and communication, and others.
COMPUTERS4KIDS	<u>Computers4Kids</u> : provides an after-school program for underprivileged youth which centers on technology education.
BOYS & GIRLS CLUB	<u>Youth Development Program</u> : offers a variety of youth activities with a low annual fee (which can be waived). Activities are organized by the following themes: Character & Leadership; Health & Life Skills; Arts; Sports, Fitness & Recreation; Education & Career.

<b>SUBCATEGORY: Supplementary Education and Tutoring</b>	
MONTICELLO AREA COMMUNITY ACTION AGENCY.	<u>Project Discovery Elementary:</u> provides weekly after-school programs and home visits to encourage school success, monitor progress at school and encourage healthy social behavior.
	<u>Project Discovery High School:</u> provides workshops, mentors and field trips to increase information and opportunities needed for low-income students to plan and participate in post-secondary educational activities. Includes testing and application fee waivers, academic tutors and some post-secondary scholarships
	<u>Parents in Education:</u> provides school assessments for children and recommendations for parent involvement in their child's education. A learning plan is used to develop in-home activities and to encourage and enhance parent participation in school activities.
CHARLOTTESVILLE ABUNDANT LIFE MINISTRIES (CALM)	<u>After-school Tutoring:</u> provides 90 minute, one-on-one tutoring sessions once or twice weekly for 1 <sup>st</sup> to 4 <sup>th</sup> grade students. Additional extra-curricular activities are also organized

<b>SUBCATEGORY: Job Training and Workskills Development</b>	
FOCUS WOMEN'S RESOURCE CENTER	<u>Teensight (Workforce):</u> provides employment assistance and some financial assistance for young adults. Includes pre-employment training, skills training, job development and employment placement assistance.

<b>SUBCATEGORY: Service Learning</b>	
COMMUNITY ATTENTION	<u>Teensgive:</u> provides volunteer service-learning opportunities to youth in a supervised setting at local community sites. Participants can earn school credit and work experience from their service.

**CATEGORY: HOUSING ASSISTANCE**

<b>SUBCATEGORY: Homeownership Loans</b>	
CHARLOTTESVILLE REDEVELOPMENT AND HOUSING AUTHORITY (CRHA)	<u>Housing Opportunities Partnership:</u> provides loan of difference necessary for family income to equal amount required to purchase home. Loans are maximum \$15,000 with 0% interest, repaid when home is sold or rented.
	<u>Down Payment and Closing Cost:</u> provides up to 50% of down payment & closing cost for purchase of a home through a loan. If not repaid, loan is forgiven after 5 years.
PIEDMONT HOUSING ALLIANCE (PHA)	<u>Down Payment &amp; Housing Assistance:</u> provides loans (at 3.875% interest) for financing home and down payment loans (0% interest)
THOMAS JEFFERSON PLANNING DISTRICT COMMISSION (TJPDC)	<u>HOME &amp; ADDI Funds:</u> provides funding to city and county housing agencies who assist in payments for first-time buyers.
<b>SUBCATEGORY: Property Tax Relief</b>	
ALBEMARLE COUNTY & CITY OF CHARLOTTESVILLE	<u>Property Tax Relief:</u> provides real estate tax exemption for persons over 65 years or with a severe disability.

<b>SUBCATEGORY: Rental Assistance</b>	
CITY OF CHARLOTTESVILLE	<u>Rent Relief</u> : provides grants for rent payments to persons over 65 years or with a severe disability.
CHARLOTTESVILLE REDEVELOPMENT AND HOUSING AUTHORITY	<u>Housing Choice Voucher Program (Sect 8)</u> : provides monthly rental assistance to low-income clients.
	<u>Public Housing</u> : provides homes at affordable rent to low-income families and individuals.
ALBEMARLE HOUSING IMPROVEMENT PROGRAM (AHIP)	<u>Development of Affordable Rental Property (Sect 8)</u> : provides 96 apartments at Whitewood Village and 12 family homes at affordable rent.
ALBEMARLE COUNTY	<u>Housing Choice Voucher Program (Sect 8)</u> : provides monthly rental assistance to low-income clients.

<b>SUBCATEGORY: Education and Counseling</b>	
PIEDMONT HOUSING ALLIANCE	<u>Housing Counseling</u> : provides homeownership counseling for first-time homeowners.
ALBEMARLE COUNTY	<u>Family Self-Sufficiency Program</u> : provides counseling and education to families to help them become economically independent.
	<u>Homebuyer's Club</u> : provides housing education and counseling for potential homeowners.

<b>SUBCATEGORY: Transitional Housing</b>	
SALVATION ARMY	<u>Transitional Housing Program</u> : provides transitional housing and food/child care for about two years.
REGION TEN COMMUNITY SERVICES BOARD	<u>Transitional Apartment Program</u> : provides transitional housing and 24-hour supervision for patients with mental illnesses.
MONTICELLO AREA COMMUNITY ACTION AGENCY	<u>Hope House</u> : provides rent-free transitional housing program. Includes temporary housing, assistance in finding a home, furnishings, credit/budget counseling, employment assistance, child care, education assistance, preventive healthcare.

<b>SUBCATEGORY: Repair Assistance</b>	
ALBEMARLE HOUSING IMPROVEMENT PROGRAM (AHIP)	<u>Emergency Home Repair Program (AC)</u> : provides rapid housing repair assistance for families with sudden serious housing problem.
	<u>Owner Occupied Housing Rehabilitation (CC)</u> : provides assistance for long term repairs and improvements to home.
PIEDMONT HOUSING ALLIANCE	<u>Repair &amp; Rehabilitation Program</u> : provides 0% interest funds for wheel chair ramps, grab bars, safety railings, roof and structural repairs, and other modifications needed to allow elderly and/or disabled community members to remain safely in their homes.
THOMAS JEFFERSON PLANNING DISTRICT COMMISSION	<u>HOME &amp; ADDI Funds</u> : provides funding to city and county housing agencies for housing and rental rehabilitation.

<b>SUBCATEGORY: Housing Support for Elderly and Disabled</b>	
REGION TEN COMMUNITY SERVICES BOARD	<u>Dual Recovery Center</u> : provides an apartment and a training and support program to individuals with both a substance abuse disorder and a mental illness.
	<u>Monticello Manor – Supervised Living</u> : provides a place to live and a training program for adults with mental illnesses.
JEFFERSON AREA BOARD ON AGING	<u>Mountainside Senior Living</u> : provides affordable assisted living apartments.
	<u>Wood’s Edge Elderly Apartments</u> : provides affordable housing to low-income elderly.
ARC OF THE PIEDMONT	<u>Intermediate Care Facilities</u> : provides residential homes that include supervision, meals, and social activities for persons with mental disabilities.
PIEDMONT HOUSING ALLIANCE	<u>Mainstream Housing Vouchers</u> : provides a rent subsidy for persons with disabilities (through Federal funds).

<b>SUBCATEGORY: Housing Information and Advocacy</b>	
PIEDMONT HOUSING ALLIANCE	<u>Fair Housing Program</u> : promotes fair housing through advocacy, counseling/education and support

	services.
THOMAS JEFFERSON PLANNING DISTRICT COMMISSION	<u>TJACH</u> : Thomas Jefferson Area Coalition for the Homeless – conducts strategic planning, coordinates housing services and provides public education and advocacy to end homelessness.

**CATEGORY: FAMILY AND COMMUNITY SAFETY**

<b>SUBCATEGORY: Detention and Rehabilitation Services</b>	
BLUE RIDGE JUVENILE DETENTION CENTER	<u>Detention Facility:</u> provides detention services for juvenile offenders.
COMPREHENSIVE SERVICES ACT PROGRAMS	<u>CSA:</u> serves children who are in foster care or at risk of going into foster care; have certain special educational needs; are involved in Juvenile Court; and/or have serious emotional or behavioral problems.
OFFENDER AID AND RESTORATION (OAR)	<u>Pretrial Services:</u> provides case management and referral services for pretrial detainees and newly arrested persons, to encourage future crime-free behavior and assist in finding needed social services.
	<u>Local Probation/Community Services:</u> provides supervision and referral services for low-level and misdemeanor offenders, to increase employment, improve physical and mental health and encourage better social behavior.
	<u>Drug Court Program:</u> provides daily officer visits and weekly judge visits to monitor and reward or sanction individuals who face drug charges.
	<u>Criminal Justice Planning:</u> seeks to improve and coordinate criminal justice services by writing grants, providing staff support to new programs and by facilitating board and committee meetings for criminal justice agencies.
	<u>Re-entry Services:</u> provides education, training and information to inmates soon to be released, in order to find employment and ease their transition into the community.

<b>SUBCATEGORY: Victims' Services</b>	
CHILDREN, YOUTH & FAMILY SERVICES, INC.	<u>VOCA</u> : treatment specialists provide clinical assessments and intensive mental health counseling for primary victims of abuse with a referral from the police or social services departments. Non-offending family members also receive family counseling.
SHELTER FOR HELP IN EMERGENCY	<u>Residential Client Services</u> : provides temporary emergency shelter in a residential facility for victims of domestic violence and their children.
	<u>Outreach Services</u> : provides a 24-hour hotline, safety planning, outreach counseling, referral services and legal advocacy to victims of domestic violence.
	<u>Community Education and Training</u> : recruits and trains individuals to become Shelter volunteers.
PIEDMONT COURT APPOINTED SPECIAL ADVOCATES (CASA)	<u>Piedmont CASA</u> : provides support and advocacy to child victims of abuse and/or neglect. CASA volunteers meet with child participants and their families, schools and therapists; participate in planning and assessment meetings; communicate with service providers; gather important information about the child; monitor progress.
SEXUAL ASSAULT RESOURCE AGENCY	<u>SARA</u> : provides 24-hour crisis-intervention, advocacy, information and referral services to child and adult victims of sexual violence. Also provides counseling services and conducts outreach programs to increase community awareness and engagement.

<p>CHARLOTTESVILLE DEPARTMENT OF SOCIAL SERVICES</p>	<p><u>Adult Protective Services:</u> investigates reports of abuse, neglect, and exploitation of elderly and disabled adults and intervenes to support and protect persons in danger.</p> <p><u>Child Protective Services:</u> provides 24-hour emergency and non-emergency protection of children who are reported to have experienced abuse and/or neglect. Program uses child safety plans in order to avoid maltreatment and preserve the family.</p>
<p>CHARLOTTESVILLE COMMONWEALTH ATTORNEY'S OFFICE</p>	<p><u>Victim/Witness Assistance Program:</u> promotes advocacy for victim and witness rights. Seeks to ensure adequate protection, financial assistance, confidentiality, and sufficient notification for victim/witness.</p>
<p>ALBEMARLE COUNTY DEPARTMENT OF SOCIAL SERVICES</p>	<p><u>Adult Protective Services:</u> investigates reports of abuse, neglect, and exploitation of elderly and disabled adults and intervenes to support and protect persons in danger.</p> <p><u>Child Protective Services:</u> provides 24-hour emergency and non-emergency protection of children who are reported to have experienced abuse and/or neglect. Program uses child safety plans in order to avoid maltreatment and preserve the family.</p>
<p>ALBEMARLE COUNTY POLICE</p>	<p><u>Victim/Witness Services:</u> promotes advocacy for victim and witness rights. Seeks to ensure adequate protection, financial assistance, confidentiality, and sufficient notification for victim/witness.</p>

<p><b>SUBCATEGORY: Youth Crisis and Intervention Services</b></p>	
<p>CHILDREN, YOUTH &amp; FAMILY SERVICES, INC.</p>	<p><u>Runaway Emergency Services Program:</u> provides crisis intervention through a 24-hour hotline, counseling, shelter and youth companions, for runaway and homeless youth who are at risk for</p>

	future involvement with the juvenile justice and social services systems.
COMMUNITY ATTENTION	<u>Attention Home</u> : co-ed group home which provides emergency and longer term residence for at-risk youth, as well as counseling, support and supervision. Fees are subsidized by the Virginia Juvenile Community Crime Control Act (VJCCCA) and the Comprehensive Services Act (CSA).
	<u>Family Group Home</u> : finds specialized foster homes for at-risk children. Fees subsidized through VJCCCA and CSA.
	<u>Outreach Services</u> : provides in-home and outreach services for children in need of supervision, support and counseling. Includes assessment, case management, skill-building groups, mentoring and monitoring.
FOCUS	<u>TEENSIGHT (Pregnancy)</u> : provides parenting information to pregnant or parenting young women ages 13-19. Program seeks to assist in finding child care and ensure the continuation of education of the participants.
CITY OF CHARLOTTESVILLE DEPARTMENT OF SOCIAL SERVICES	<u>Tri-Area Foster Families</u> : arranges foster care placement with a family for children in custody of the Department of Social Services.
	<u>Foster Care Program</u> : the Department of Social Services assumes legal custody of children whose parents are unable to care for them, and provides temporary substitute care until children can return to their homes or to a permanent foster care or adoption placement.
	<u>Adoption</u> : finds permanent homes for children whose parents cannot care for them, and provides continued social services for adopted children.
	<u>(CSA) Foster Care Prevention</u> : provides assessment, intervention and support to families in crisis situations to avoid inappropriate placement of

	children into foster care.
ALBEMARLE COUNTY DEPARTMENT OF SOCIAL SERVICES	<u>Tri-Area Foster Families</u> : arranges foster care placement with a family for children in custody of the Department of Social Services.
	<u>Foster Care Program</u> : the (AC) Department of Social Services assumes legal custody of children whose parents are unable to care for them, and provides temporary substitute care until children can return to their homes or to a permanent foster care or adoption placement.
	<u>Adoption</u> : finds permanent homes for children whose parents cannot care for them, and provides continued social services for adopted children.
	<u>(Family Support) Prevention and Support Services</u> : provides support and stabilization in family functioning, to prevent family break-up and violence.
CITY OF CHARLOTTEVILLE DEPARTMENT OF SOCIAL SERVICES	<u>Child Welfare Instructor</u> : supervises students in the Master of Social Work program at Virginia Commonwealth University.
CHARLOTTEVILLE/ALBEMARLE COMMISSION ON CHILDREN AND FAMILIES	<u>Juvenile Justice Coordinator</u> : provides fiscal oversight and serves as the administrative liaison for Virginia Juvenile Community Crime Control Act Programs (VJCCCA) programs to the County and City.
	<u>JABG -- Juvenile Accountability Federal Block Grant Program</u> : addresses the problem of juvenile crime by promoting greater accountability in the juvenile justice system.

<b>SUBCATEGORY: Legal Services</b>	
LEGAL AID JUSTICE CENTER	<u>Civil Advocacy Program</u> : provides advice and legal representation for low-income clients. Includes legal services regarding consumer rights, education, health, housing, individual rights and others.

	<u>Elder Law</u> : provides counsel and legal representation for older persons and performs education and advocacy presentations in the community.
	<u>Legal Education &amp; Assistance to Families</u> : provides counsel and legal representation for low-income clients with families.

**CATEGORY: COMMUNITY EDUCATION & RECREATION**

<b>SUBCATEGORY: Parks and Recreation</b>	
ALBEMARLE COUNTY/CITY OF CHARLOTTESVILLE	<u>Parks Supervision and Maintenance:</u> develops, maintains and renovates public park system, recreation and swimming facilities for general use.
	<u>Athletics:</u> provides sports leagues for youth and adults such as Football, Soccer, Lacrosse, Field Hockey, Fastpitch Softball, Softball, Baseball and T-ball.
	<u>Aquatics:</u> provides swim classes and a summer swim program for youth.
	<u>Community Centers:</u> Charlottesville provides 9 centers and Albemarle County provides 3 centers which include recreational facilities and may be rented by any group.
	<u>Therapeutics:</u> provides a wide variety of recreational activities for persons with physical or mental disabilities. Programs include field trips, sports teams, cooking classes, swim lessons, Special Olympics training etc.
	<u>Seniors:</u> provides services and programs for older persons. Includes a Senior Center, athletic activities, luncheons, ceramics classes, etc.
	<u>Youth Enrichment:</u> provides recreational and athletic classes and summer camps to youth.
	<u>Greenways (Albemarle County only):</u> maintains 28.5 miles of trails and large forested area for general use.
	<u>Golf Courses:</u> provides regular and disc golf courses for general use. Charlottesville's Meadowcreek Course is maintained through individual usage fees; Albemarle County's Walnut Creek Course is free of charge.

<b>SUBCATEGORY: Vocational Training</b>	
CITY OF CHARLOT'TESVILLE DEPARTMENT OF SOCIAL SERVICES	<u>Virginia Initiative for Employment not Welfare (VIEW)</u> : affiliate of the federal program Temporary Assistance to Needy Families (TANF) – provides assistance in job training, transportation, child care and finding employment. Able-bodied recipients of TANF must participate in VIEW and after 24 months TANF will end, while assistance from VIEW may continue.
ALBEMARLE COUNTY DEPARTMENT OF SOCIAL SERVICES	<u>Albemarle Career Center</u> : facility provides career resources and services available to the general public, such as computers with internet, resume software, fax machine, resource library, career counselors and other services.
	<u>Employment and Day Care Services (VIEW)</u> : affiliate of the federal program Temporary Assistance to Needy Families (TANF) – provides assistance in job training, transportation, child care and finding employment. Able-bodied recipients of TANF must participate in VIEW and after 24 months TANF will end, while assistance from VIEW may continue.
THOMAS JEFFERSON PLANNING DISTRICT COMMISSION	<u>Piedmont Workforce Network</u> : the Local Workforce Investment Board and elected officials are linked to facilitate planning and strategies for increased local community and business cooperation and thus increased employment opportunities.

<b>SUBCATEGORY: Libraries</b>	
ALBEMARLE COUNTY/CITY OF CHARLOT'TESVILLE	<u>Jefferson-Madison Regional Library</u> : five branches of library facilities which provide book collections, information and reference services, periodicals, internet access and youth educational programs and classes. Programs vary by branch.

<b>SUBCATEGORY: Family/Adult Education</b>	
VIRGINIA COOPERATIVE EXTENSION	<u>Family and Consumer Sciences</u> : provides classes and educational information and materials relating to health, food, nutrition and agriculture.
LITERACY VOLUNTEERS OF CHARLOTTEVILLE/ALBEMARLE	<u>Adult Tutoring</u> : provides tutoring sessions twice-weekly, utilizing literacy tools, educational software and reading series to improve literacy at a variety of levels.

<b>SUBCATEGORY: Family Support</b>	
MONTICELLO AREA COMMUNITY ACTION AGENCY	<u>Family Support and Development</u> : provides long-term case management, which involves needs assessment, a “Family Action Plan,” guidance, instruction and referrals. Support specialists monitor progress and encourage the accomplishment of pre-established goals.

<b>SUBCATEGORY: Parenting Education</b>	
CHILDREN, YOUTH & FAMILY SERVICES, INC.	<u>Family Connections</u> : provides weekly workshops for parents which address a variety of parenting issues and seek to educate, inform and assist parents in their child’s development.

<b>SUBCATEGORY: Volunteer Services</b>	
ALBEMARLE COUNTY	<u>Americorps</u> : federal program which provides volunteers to work with local government and non-profit agencies to bring low-income individuals and communities out of poverty.
MADISON HOUSE	<u>Student Volunteer Center</u> : pairs student volunteers from the University of Virginia with community agencies to provide a variety of human services such as tutoring and supplementary education, youth development, child care, senior services, housing assistance and healthcare assistance.
CITY OF CHARLOTTEVILLE	<u>Community Corps</u> : provides support for citizen volunteers in the City

	community.
<p>CHARLOTTESVILLE/ALBEMARLE COMMISSION ON CHILDREN &amp; FAMILIES</p>	<p><u>Planning &amp; Research:</u> conducts research to identify community needs, resources, and trends related to local children and families; plans and facilitates community strategies for improving child and family outcomes; implements coordinated initiatives to address identified needs in targeted areas; provides access to information on local conditions and services pertaining to children and families.</p>

**CATEGORY: TRANSPORTATION ASSISTANCE**

<b>SUBCATEGORY: General Public Transportation</b>	
CHARLOTTESVILLE TRANSIT SERVICE (CTS)	<u>Bus Services:</u> provides bus service for a fee in Charlottesville and parts of Albemarle County Monday-Saturday. Includes some free services for certain buses or routes.
THOMAS JEFFERSON PLANNING DISTRICT COMMISSION	<u>Rideshare Program:</u> partners with CTS, JAUNT and University Transit Service (UTS) to encourage carpooling. Includes matching commuters to facilitate independent carpools or “school pools;” a van service with shared fees; and a free emergency ride service for carpools or bus-riders.
MONTICELLO AREA COMMUNITY ACTION AGENCY	<u>Wheels to Work:</u> provides donated vehicles to low-income individuals in order to find or maintain employment.

<b>SUBCATEGORY: Handicapped &amp; Elderly Transportation</b>	
JAUNT	<u>Commuter Services/Paratransit:</u> provides demand-responsive transportation services, specifically targeted to the older or disabled persons who cannot use regular bus services. There is a reduced rate for those with disabilities.

**CATEGORY: HEALTH CARE**

<b>SUBCATEGORY: Primary Care</b>	
ALBEMARLE COUNTY	<u>State/Local Hospitalization Program:</u> provides health care coverage to low-income individuals who are not Medicaid recipients. Includes inpatient and outpatient care, care in approved ambulatory surgical centers and in local health departments.
	<u>FAMIS:</u> Family Access to Medical Insurance Security – provides general health insurance for children which includes doctor and hospital visits, vaccinations, dental care, emergency care, vision care, and other primary care needs.
CITY OF CHARLOTTEVILLE	<u>State/Local Hospitalization Program:</u> provides health care coverage to low-income individuals who are not Medicaid recipients. Includes inpatient and outpatient care, care in approved ambulatory surgical centers and in local health departments.
	<u>FAMIS:</u> Family Access to Medical Insurance Security – provides general health insurance for children which includes doctor and hospital visits, vaccinations, dental care, emergency care, vision care, and other primary care needs.
	<u>Respite Care:</u> provides a temporary caretaker for older persons or for children and adults with special needs or disabilities.
BLUE RIDGE MEDICAL CENTER	<u>Latino Lay Health Promoter Program:</u> assists Latino residents in accessing healthcare through interpretation assistance and through Lay Health Promoters who provide basic medical care to Latino and migrant communities.
CHARLOTTEVILLE FREE CLINIC	<u>Medical Services:</u> provides free primary medical and dental care, and referrals to other providers.
	<u>Pharmacy Services:</u> provides free prescription medications to patients.

<b>SUBCATEGORY: Medicare and Medicaid</b>	
ALBEMARLE COUNTY & CITY OF CHARLOTTESVILLE	<u>Medicaid</u> : a Federal health program that provides payment assistance for health care expenses to eligible low-income individuals and families or individuals with special needs or conditions.
	<u>Medicare</u> : a Federal health insurance program for people 65 years or older, certain people with disabilities, and people with end-stage renal disease (ESRD). Medicare has two parts -- Part A, which is hospital insurance, and Part B, which is medical insurance.

<b>SUBCATEGORY: Public Health</b>	
AIDS/HIV SERVICES GROUP	<u>Client Services Program</u> : provides a variety of services to people living with HIV/AIDS in order to maintain medical treatment adherence, support systems and financial stability for clients. Services include client assessment, financial assistance with medical expenses, support groups, emergency rent and utility payments, food items and referrals.
THOMAS JEFFERSON EMERGENCY MEDICAL SERVICES COUNCIL	<u>Council</u> : functions to assess, identify, coordinate, plan and implement an efficient and effective regional EMS delivery system in partnership with the Virginia Office of EMS and the Virginia EMS Advisory Board.
THOMAS JEFFERSON HEALTH DISTRICT	<u>Family Planning Services</u> : provides annual exams, STD screening, health education, counseling, and birth control. Fees for services and medication are determined by income of recipient.
	<u>Dental Services</u> : provides comprehensive dental care for children and emergency dental care for adults. Fees for services are determined by income of recipient.
	<u>Immunization Services</u> : provides recommended immunizations to children under age 18 at no charge. Other adolescent immunizations and all adult immunizations are provided at a

	fixed fee.
	<u>Communicable Disease Control:</u> provides surveillance, investigation, and follow up of communicable diseases that are reportable by medical providers and laboratories.
	<u>Pre-Nursing Home or Personal Care Screenings:</u> provides evaluations for Medicare or Medicaid recipients to determine eligibility for nursing home placement or personal care.
	<u>Maternal and Child Health Services – non CHIP:</u> provides a variety of general health services to mothers and children. Includes one-time or long-term education and counseling by nurses for pregnant and young mothers; free car seats; comprehensive prenatal care; and pregnancy tests. Services are provided based on income level or on Medicaid eligibility.
	<u>WIC:</u> provides nutrition education and food vouchers to pregnant women and young mothers and children up to age 5. Eligibility based on income level.

**CATEGORY: SERVICES FOR MENTAL HEALTH, MENTAL  
RETARDATION AND SUBSTANCE ABUSE**

<b>SUBCATEGORY: Mental Health</b>	
REGION TEN COMMUNITY SERVICES BOARD	<u>Mental Health Services:</u> provides a variety of programs for adults and children with a mental illness, personality disorder, emotional distress, environmental distress or other difficulties with mental health. Programs include emergency and routine medical services; home-based and outpatient therapy; social support and skills training; comprehensive case management; counseling; and classes and support groups.

<b>SUBCATEGORY: Mental Retardation Services</b>	
ARC OF THE PIEDMONT	<u>Community Living Program:</u> provides respite care and in-home care for adults/children with mental disabilities.
	<u>Adult Activity Centers:</u> day support programs which provide training, prevocational skills, socialization and communication skills for mentally disabled adults.
REGION TEN COMMUNITY SERVICES BOARD	<u>Mental Retardation Services:</u> provides a variety of programs for patients who are defined by AAMR as having mental retardation. Programs include emergency and routine medical services; case management; in-home and supported living assistance; living facilities; and social support and education.
THOMAS JEFFERSON PLANNING DISTRICT COMMISSION	<u>Disability Services Board:</u> promotes public awareness of disability issues. Facilitates cooperation and liaison between disability services and local government, and publishes reports and materials on disability-related issues and needs.

WORKSOURCE ENTERPRISES	<p><u>Worksource Enterprises</u>: provides job training and employment opportunities to people with disabilities. Employment specialists work with clients to determine skills, provide vocational training, help conduct job search and assist in on-the-job training.</p>
------------------------	---

<b>SUBCATEGORY: Substance Abuse</b>	
REGION TEN COMMUNITY SERVICES BOARD	<p><u>Substance Addiction Services</u>: provides a variety of programs for patients diagnosed as chemically dependent or as abusing substances. Programs include emergency and routine medical services; acupuncture; education and counseling; treatment groups; comprehensive case management; and temporary housing.</p>

**CATEGORY: SENIOR SERVICES**

<b>SUBCATEGORY: Home Care and Assistance</b>	
JEFFERSON AREA BOARD FOR AGING (JABA)	<u>Cool Aid/Home Safety &amp; Repair:</u> provides installation of home amenities and repairs (such as railings and ramps, air-conditioning units or raised seats) for clients at risk of injury due to aging, disability or serious illness. Aging Service Coordinators also rent medical equipment to clients and contact doctors for home safety evaluations.
	<u>Home Care:</u> provides home-visits by Coordinators who make assessments and recommendations for ongoing in-home care.
	<u>Home Delivered Meals:</u> provides well-balanced meals for clients who cannot make or pay for meals independently.
ALBEMARLE COUNTY	<u>Home Based Companion Services:</u> provides long-term care and prevention through assessment case management, in order to increase independence of care recipient.
CITY OF CHARLOTTESVILLE	<u>Adult Services:</u> provides assistance for older and disabled persons to live independently and without abuse or exploitation. Also assists these groups in the transition into assisted living homes.

<b>SUBCATEGORY: Counseling and Case Management</b>	
JEFFERSON AREA BOARD ON AGING	<u>Case Management:</u> provides consultation for adults over sixty to assess needs and determine a care plan. Case managers then connect the client to the proper facilities and caregivers to implement the care plan.
	<u>Information and Assistance Services:</u> provides referral services and information to older persons with a wide range of needs.

	<u>Health Insurance Counseling:</u> provides health insurance information, one-on-one counseling and claims filing assistance to older persons, as part of the Virginia Insurance Counseling and Assistance Program (VICAP).
--	--

**SUBCATEGORY: General Healthcare Services**

JEFFERSON AREA BOARD ON AGING	<u>Adult Day Healthcare Centers:</u> locations provide professional nurse care, specialized care, health monitoring, activities, meals and therapy to adults who require living assistance.
	<u>Health Services Program:</u> health services team visits homes and senior centers to perform basic health screenings, provide health education and treat minor injuries and infections.

**SUBCATEGORY: Advocacy**

JEFFERSON AREA BOARD ON AGING	<u>Ombudsman Program:</u> provides support, advocacy and conflict resolution services for older persons receiving long-term care. Ombudsmen receive requests and seek a solution to issues or problems with a care provider.
-------------------------------	--

**SUBCATEGORY: Community Centers and Community Involvement**

JEFFERSON AREA BOARD ON AGING	<u>Senior Centers:</u> locations provide an activity center for older persons, including dining, social support groups, education, exercise, field trips and referral services.
	<u>Volunteer Services:</u> provides and arranges opportunities for older persons to volunteer within the community in a variety of settings.

**CATEGORY: FINANCIAL ASSISTANCE**

<p>CITY OF CHARLOTTESVILLE/ ALBEMARLE COUNTY</p>	<p><u>Food Stamps:</u> provides food stamp debit cards to low-income families and individuals, to be used in grocery stores to purchase food.</p>
	<p><u>General Relief:</u> provides assistance to individuals with short-term disabilities, burial assistance for low-income individuals, and assistance to children living with an unrelated adult.</p>
	<p><u>Auxiliary Grants:</u> provides money to individuals in assisted living facilities as payment assistance for care in that home. Grants are generally distributed along with a Medicaid card for medical bills.</p>
	<p><u>TANF:</u> Temporary Assistance to Needy Families – provides temporary payments to individuals caring for children. Also provides employment opportunities for TANF recipients through the VIEW Program – Virginia Initiative for Employment not Welfare.</p>
	<p><u>Energy Assistance:</u> provides fuel assistance to low-income households for wood, coal, natural gas, LP gas, oil, or electricity, and is administered from October through March. Provides cooling assistance in summer months to eligible households.</p>
	<p><u>Fraud Administration:</u> provides investigation of alleged cases of social security fraud.</p>
	<p><u>Refugee Resettlement:</u> provides cash assistance to refugees and medical assistance if refugees are ineligible for Medicaid. Recipients must have been in the U.S. less than eight months.</p>
<p>MONTICELLO AREA COMMUNITY ACTION AGENCY</p>	<p><u>Emergency Aid - CARES:</u> provides emergency cash assistance and referral services to clients facing an immediate crisis. Maximum cash assistance ranges from \$300 to \$1000 based on the type of need.</p>