

Surgeon Name/PIC: _____
Surgery Name: _____
Surgery Date: _____
Location: Outpatient Surgery Center Main OR

GETTING READY FOR SURGERY AT UVA

Thank you for choosing UVA for your surgery. We are here to provide you and your family with safe, high-quality healthcare in a comfortable and convenient setting. Please follow the instructions in the section checked below and carefully review the rest of the handout. For detailed written preparation instructions see the website below or call 1-800-251-3627 and ask for PETC or OSC

- PETC - <http://uvahealth.com/petc>
- OSC - <http://uvahealth.com/outpatientsurgery>

PREANESTHESIA EVALUATION AND TESTING CENTER (PETC)

GO TO HOSPITAL ADMISSIONS 1215 Lee Street Charlottesville, VA 22908

- Bring this form AND your consent form and completed anesthesia history questionnaire form.
- PETC is open Monday-Friday 8am-5:30pm. (Fax number: 434-243-3433)
- Please check in at the Front Desk. You will see a nurse who works with the anesthesiologist.
- **Please allow two (2) hours** for the full visit. Plan for your needs such as food, drink, ride home, medical equipment needed, etc.
- You may have a blood test, test of your heart (EKG), and any other tests your surgeon requests.
- For questions or if you are unable to visit PETC please call 434-924-5035 or 434-982-6454.

PREANESTHESIA EVALUATION AND TESTING CENTER (PETC)

PHONE CALL – (PLEASE LET US KNOW HOW TO REACH YOU)

- A nurse will call you **before** your surgery date. (Mon-Fri 8am-5:30pm)
- This call should last about **20 minutes**. We will ask you questions about your health.
- If you do not receive a call or if you were unavailable when called, please call 434-924-5035 or 434-982-6454 as soon as possible. You may also need to come to PETC in person for tests.
- Be sure to ask us any questions you have about your instructions: eating & drinking before surgery, medicines to take before surgery and about what you should bring or leave at home.

SURGERY AT THE UVA HOSPITAL MAIN OPERATING ROOM

GO TO SURGICAL ADMISSIONS SUITE (SAS) at University Hospital

- A nurse will call you **the day before** your surgery to give you information about how to get ready and when to come to the Surgery Family Waiting Lounge.
- Be sure to ask us any questions you have about your instructions: eating & drinking before surgery, medicines to take before surgery and about what you should bring or leave at home.
- Call 434-924-5455 for any questions about SAS.
- If you are going home on the same day after surgery, the person giving you a ride **must** stay until you are discharged.

SURGERY AT THE OUTPATIENT SURGERY CENTER (OSC)

GO TO THE OSC 500 MONROE LANE, CHARLOTTESVILLE, VA 22903

- **Two days** before surgery, an Outpatient Surgery Center nurse will call to tell you what time you need to arrive at our OSC. Please make note of your assigned arrival time.
- **Please read the OSC HANDBOOK before the call.**
- Our nurse will also discuss health history, medications, and will review instructions on eating and drinking before surgery.
- Call 434-982-3107 for any questions about the Outpatient Surgery Center.
- All patients must have a responsible adult who will transport them home.

❑ YOU ARE AT RISK FOR OBSTRUCTIVE SLEEP APNEA (OSA)

- OSA is a breathing disorder that can cause complications during and after surgery.
- Someone from the Sleep Lab will call you to schedule a clinic visit and an observation study.
- Your sleep study will involve 1 or 2 overnight stays.
- If your study shows that you have sleep apnea, or periods when you stop breathing, you will be given additional information to treat this condition.
- If you have questions or concerns we can give you more information.

ON THE DAY OF SURGERY - PLEASE BRING WITH YOU (as applicable):

- ❑ This Information Sheet
- ❑ Insurance cards - along with any forms, co-pay or required pre-authorizations
- ❑ Copies of any X-Rays, film studies, and/or EKG, other test results, or your "blood bracelet"
- ❑ A complete list of your medicines (including over-the counter and supplements) with the dose, schedule and reason for taking
- ❑ A copy of your Advance Directive if you have prepared one
- ❑ Any medical equipment you use such as oxygen, CPAP machine (with settings), etc.

SURGERY SAFETY STEPS:

- We will explain everything we do as we do it. We will review your health history and take your vital signs. We encourage you to ask questions or express concerns.
- We will put an identification band on your arm. We will confirm your identity regularly and the type of surgery you are having. If there is any question about the location of the surgery, we will mark the site.
- Just before we start we will take a "time-out" to check-in that everything is being done right.
- We prevent infections by careful hand washing and giving antibiotics, if needed.
- You will get a needle in your arm for "IV" fluids and medicines.
- After surgery you will be in a special recovery room. We will encourage you to cough or take deep breaths. You may be sleepy, cold, feel sick or have pain – we will make you as comfortable as possible.
- Your family or other responsible adult will be contacted regularly and brought to see you as soon as possible. Any instructions will be reviewed with you and your companion.

IF YOU ARE COMING TO UNIVERSITY HOSPITAL: Directions on Pages 3-4

Where to Park – Enter the Lee Street Garage, directly across from the Hospital. You will receive a green parking ticket. Parking is free. When you come in we will give you a pink parking ticket so you can exit the garage.

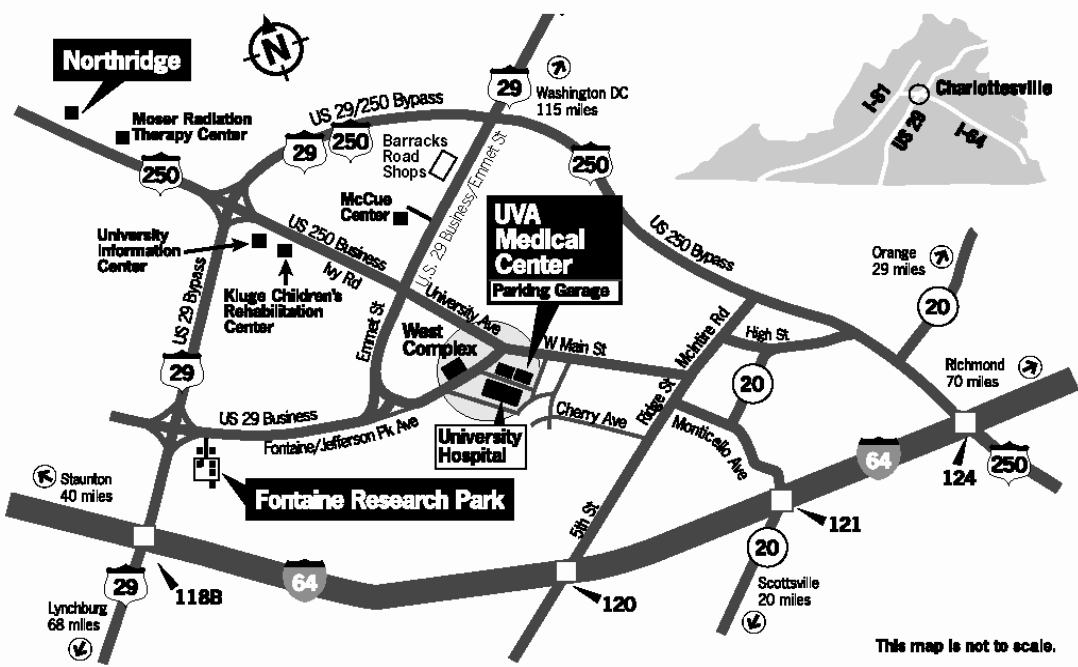
At the Hospital– Greeters can help get a wheelchair, give you shuttle service information and help with large vehicles. Information Desks are at each entrance. They help with maps and directions; foreign or sign language services; lodging; wireless access; safekeeping; and hospital or community resources. Restrooms are near each entrance. Cafeteria, Chapel, Gift Shop are all centrally located. Call 434-924-1122 with questions.

General Guidelines for Surgical Waiting Lounge – You will be given information about the Lounge and services for families waiting with patients. Please keep in mind seating is limited. Two people may wait with each patient. Please leave valuables at home or safely locked in your car. Do not wear jewelry, including wedding bands or body piercings. Do not wear make-up, hair pins, nail polish or contact lenses. Please keep belongings with you at all times. Luggage should be kept in the car until needed.

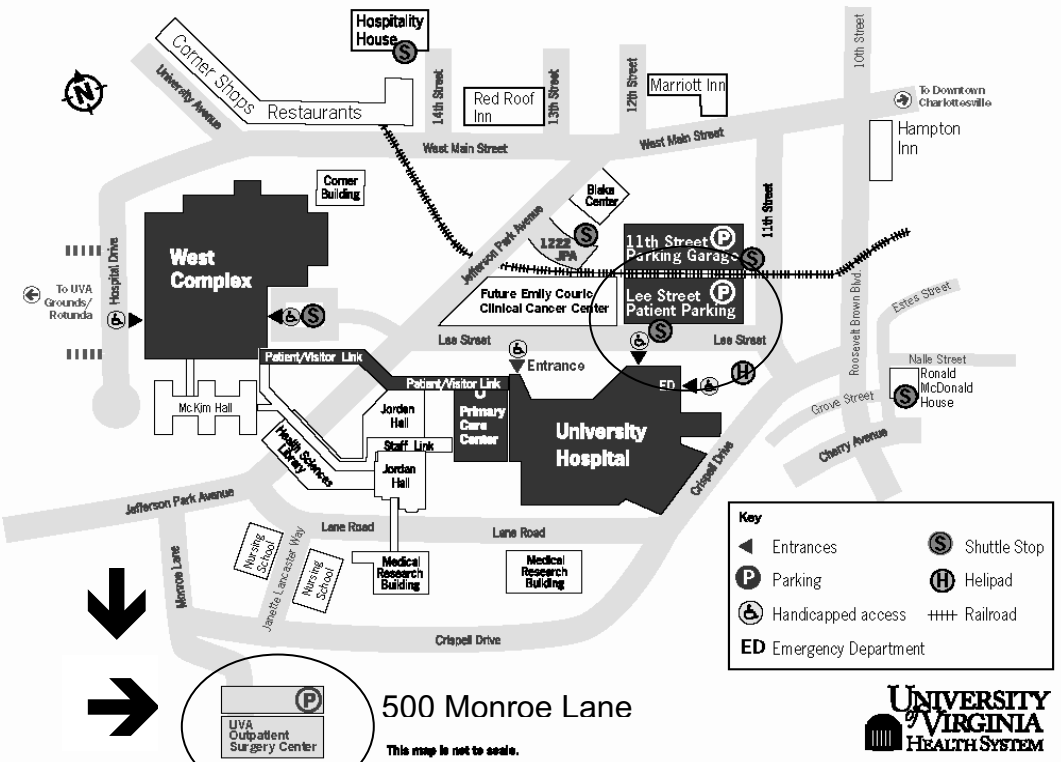
IF YOU ARE COMING TO OUTPATIENT SURGERY CENTER: Directions on Pages 3-4

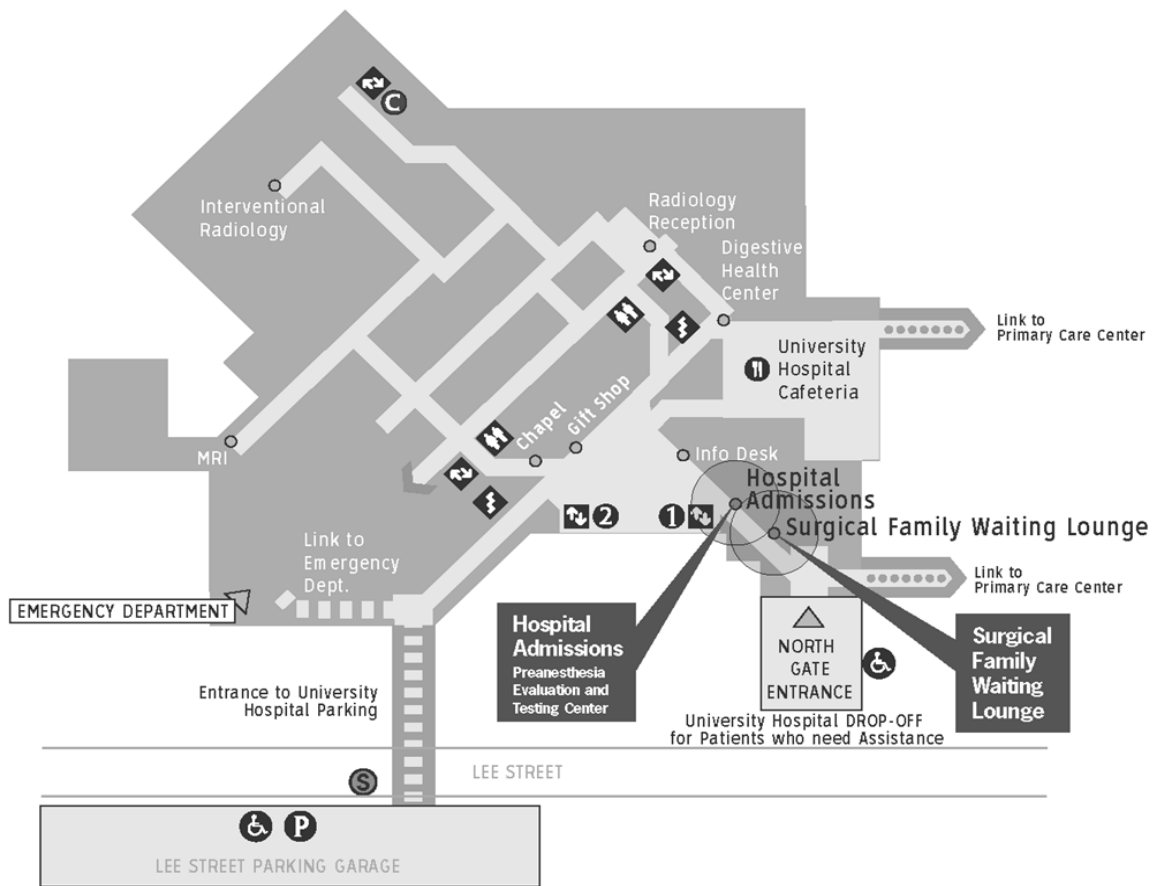
General Guidelines – There is free but limited parking at the OSC. The OSC opens at 6:00 am. Please check in with the receptionist. Two people may wait with each patient. Please leave valuables at home or safely locked in your car. Do not wear jewelry, including wedding bands or body piercings. Do not wear make-up, hair pins, nail polish or contact lenses.

Charlottesville, Virginia



UVA Medical Center





**DIRECTIONS TO: UNIVERSITY HOSPITAL (1215 LEE STREET)
OUTPATIENT SURGERY CENTER (500 MONROE STREET)**

Directions from the North

Via US 29: Continue straight on US 29, which becomes Emmet Street. Bear left onto Jefferson Park Avenue (JPA).

Directions from the East

Via I-64: Take exit 118B (US 29). Take the next exit (US 29 Business). At end of ramp, turn right onto Fontaine Avenue. Fontaine becomes Jefferson Park Avenue (JPA) and then bears right toward the UVa Medical Center.

Directions from the South

Via US 29: Take US 29 Business exit just past the I-64 interchange. At end of ramp, turn right onto Fontaine Avenue. Fontaine becomes Jefferson Park Avenue (JPA) and then bears right toward the UVa Medical Center.

Directions from the West

Via I-64: Take exit 118B (US 29). Take the next exit (US 29 Business). At end of ramp, turn right onto Fontaine Avenue. Fontaine becomes Jefferson Park Avenue (JPA) and then bears right toward the UVa Medical Center.

To University Hospital

Turn right onto Lee Street. The Lee Street Parking Garage is on your left across from the Hospital.

To Outpatient Surgery Center

Turn right onto Monroe Lane and follow it to the end.